



Data Warehouse User Guide

Course Grade Distribution Reports

Last Revised: 04/26/2017

REVISION CONTROL

Document Title: Data Warehouse Course Grade Distribution Reports User Guide
Author: IT Training & Support
File Reference: 10_Data_Warehouse_Course_Grade_Distribution.docx

Revision History:

Revision Date	Revised By	Summary of Revisions	Section(s) Revised
02/10/17	Preeti Patil	Guide created.	Click here to enter Revision

Review / Approval History

Review Date	Reviewed By	Action (Reviewed, Recommended or Approved)
4/26/2017	Scott Heil Ravi Pisupati	Approved

1.0	Course Grade Distribution Overview	4
	Important Information About These Reports	4
	Available Reports	4
2.0	Course Grade Distribution	5
	Running the Report.....	5
	Filter Descriptions.....	5
	Reading the Tables	6
	Course Grade Distribution Summary	6
	Course Grade Distribution Report	7
3.0	Faculty Grade Distribution Multi Term	8
	Running the Report.....	8
	Filter Descriptions.....	8
	Reading the Table.....	9
	Faculty Grade Distribution Report (Multi Term).....	9
4.0	Sections by GPA	10
	Running the Report.....	10
	Filter Descriptions.....	11
	Reading the Table.....	11
	Sections by GPA	11

1.0 Course Grade Distribution Overview

This user guide assumes basic knowledge of SJSU's Student Data Warehouse (SDW).



Data in the SDW is refreshed nightly; therefore reports reflect information as of the previous night.

Important Information about these Reports

The Course Grade Distribution dashboard allows users to view detailed grading patterns for all courses that the user has permission to view. This may include courses taught by the user, all courses in a department, all courses in a college, or all courses on campus.



These reports exclude Open University courses and self-support (e.g. special session) courses.

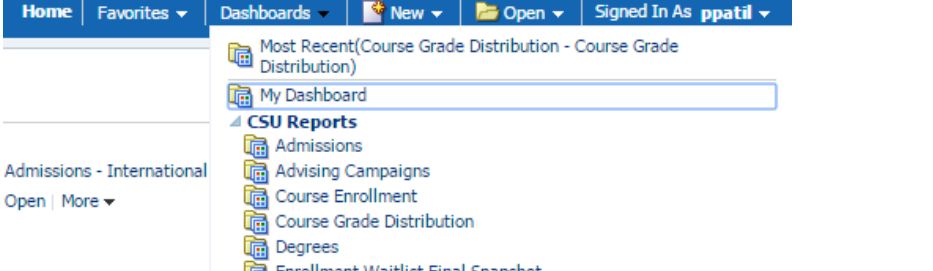
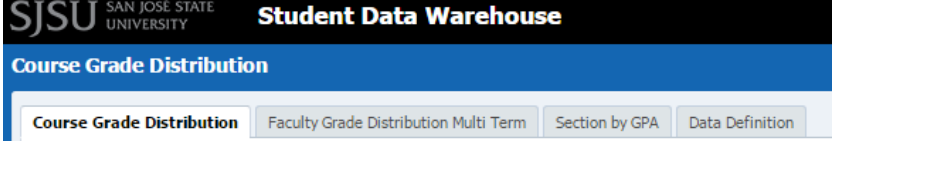
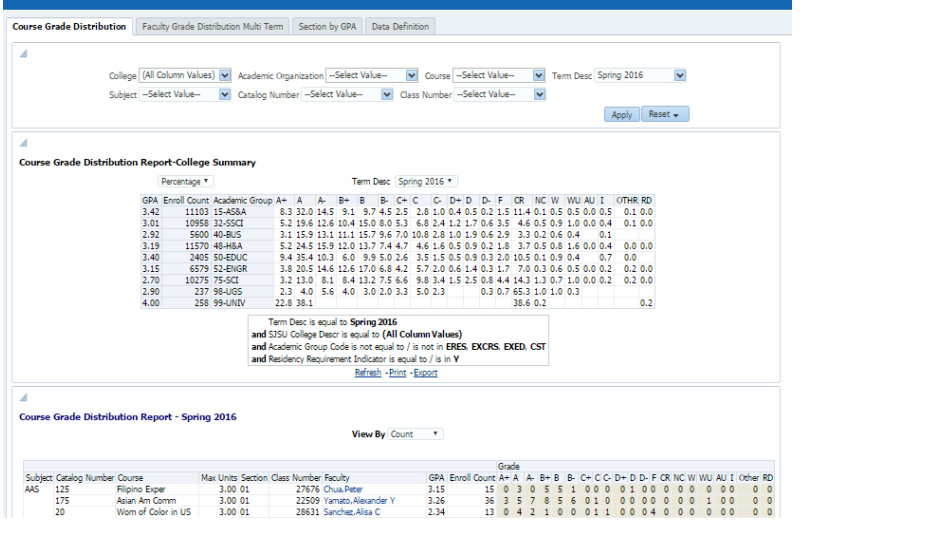
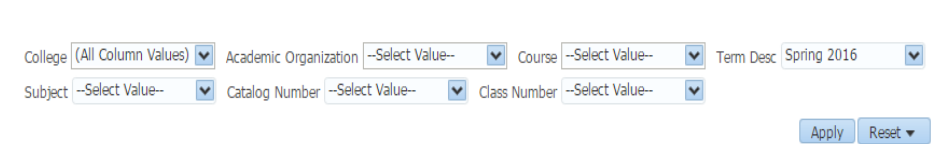
Available Reports

The following reports are currently available for the Course Grade Distribution dashboard:

- **Course Grade Distribution:** The Course Grade Distribution report shows a summary of the course grade distribution for the college and then a breakdown of the course grade distribution by course and section. Users can view data for one term at a time.
- **Faculty Grade Distribution Multi Term:** The Faculty Grade Distribution Multi Term report shows a breakdown of the course grade distribution and SOQ data by instructor and then course/section for multiple terms.
- **Sections with GPA:** The Sections with GPA report is similar to the Course Grade Distribution report but only includes sections where the average GPA for the section was less than or equal to input value.

2.0 Course Grade Distribution

The Course Grade Distribution report shows a summary of the course grade distribution for the college and then a breakdown of the course grade distribution and SOQ data by course and section. Users can view data for a single term.

Processing Steps	Screenshots				
<p>Running the Report. Step 1:</p> <p>Login to the OBIEE portal of SJSU and click on Dashboard to reach to “Course Grade Distribution” Dashboard.</p>					
<p>Step 2:</p> <p>On the Course Grade Distribution dashboard, click on the Course Grade Distribution tab.</p>					
<p>Step 3:</p> <p>The report will automatically run with your personal settings if you have set them up.</p> <p>If you have not set up your personal settings, the report will run for the default term and all of the college(s), department(s) and/or courses you have permission to view.</p>					
<p>Filter Descriptions</p> <p>To narrow down your report results or to find a specific value, utilize the filters available on the Page.</p> <p>Once you have entered the entire filter criteria</p>	 <table border="1" data-bbox="513 1751 1382 1892"> <thead> <tr> <th>Filter</th> <th>Description</th> </tr> </thead> <tbody> <tr> <td>College</td> <td>The SJSU academic college; users will only see colleges that they have permission to view.</td> </tr> </tbody> </table>	Filter	Description	College	The SJSU academic college; users will only see colleges that they have permission to view.
Filter	Description				
College	The SJSU academic college; users will only see colleges that they have permission to view.				

<p>that you wish to use, click Apply.</p> <p>For more information on how to use filters in Data Warehouse, view the Data Warehouse Filtering user guide</p>	<p>Academic Organization Description</p>	<p>The SJSU academic organization, typically a department. Users will only see academic organizations that they have permission to view.</p>
	<p>Course</p>	<p>The title of the course (e.g. Asian Civilization)</p>
	<p>Term Desc</p>	<p>The semester (e.g. Fall 2016)</p>
	<p>Subject</p>	<p>The course subject (e.g. ASIA)</p>
	<p>Catalog Number</p>	<p>The course catalog number (e.g. 109A)</p>
	<p>Class Number</p>	<p>The ID number assigned to a specific section of a course.</p>

Reading the Tables

Course Grade Distribution College Summary

To switch between the Percentage and Count options, use the drop-down menu just above the table. The Course Grade Distribution Report – College Summary table shows the overall grade distribution for the college(s) selected by the percentage or enrollment count for each grade awarded. Note that a few uncommon grade types may be reported under “other”.

Course Grade Distribution Report-College Summary

Percentage ▼ Term Desc Spring 2016 ▼

GPA	Enroll Count	Academic Group	A+	A	A-	B+	B	B-	C+	C	C-	D+	D	D-	F	CR	NC	W	WU	AU	I	OTHR	RD
3.42	11103	15-AS&A	8.3	32.0	14.5	9.1	9.7	4.5	2.5	2.8	1.0	0.4	0.5	0.2	1.5	11.4	0.1	0.5	0.5	0.0	0.5	0.1	0.0
3.01	10958	32-SSCI	5.2	19.6	12.6	10.4	15.0	8.0	5.3	6.8	2.4	1.2	1.7	0.6	3.5	4.6	0.5	0.9	1.0	0.0	0.4	0.1	0.0
2.92	5600	40-BUS	3.1	15.9	13.1	11.1	15.7	9.6	7.0	10.8	2.8	1.0	1.9	0.6	2.9	3.3	0.2	0.6	0.4	0.1			
3.19	11570	48-H&A	5.2	24.5	15.9	12.0	13.7	7.4	4.7	4.6	1.6	0.5	0.9	0.2	1.8	3.7	0.5	0.8	1.6	0.0	0.4	0.0	0.0
3.40	2405	50-EDUC	9.4	35.4	10.3	6.0	9.9	5.0	2.6	3.5	1.5	0.5	0.9	0.3	2.0	10.5	0.1	0.9	0.4	0.7	0.0		
3.15	6579	52-ENGR	3.8	20.5	14.6	12.6	17.0	6.8	4.2	5.7	2.0	0.6	1.4	0.3	1.7	7.0	0.3	0.6	0.5	0.0	0.2	0.2	0.0
2.70	10275	75-SCI	3.2	13.0	8.1	8.4	13.2	7.5	6.6	9.8	3.4	1.5	2.5	0.8	4.4	14.3	1.3	0.7	1.0	0.0	0.2	0.2	0.0
2.90	237	98-UGS	2.3	4.0	5.6	4.0	3.0	2.0	3.3	5.0	2.3				0.3	0.7	65.3	1.0	1.0	0.3			
4.00	258	99-UNIV	22.8	38.1												38.6	0.2						0.2

Term Desc is equal to **Spring 2016**
 and SJSU College Descr is equal to **(All Column Values)**
 and Academic Group Code is not equal to / is not in **ERES, EXCRS, EXED, CST**
 and Residency Requirement Indicator is equal to / is in **Y**

[Refresh](#) - [Print](#) - [Export](#)

Field	Description
GPA	The average GPA for all students enrolled in courses in the specified college for the term selected
Enroll Count (Seat Basis)	The total number of students enrolled in courses in the specified college for the term selected. If a student attempted multiple courses in the college, they will be counted multiple times.
Academic Group	The academic college or course grouping
Grading Symbol Columns (e.g. A+ through OTHR)	The percentage or count of students enrolled in the selected college who received the grade listed in the column header for the term selected (e.g.

	the percentage of enrolled students who received an A+ in an AAS course in Fall 2016 or the number of enrolled students who received a C+ in a HUM course in Spring 2015)
--	---

Course Grade Distribution Report:

To switch between the percentage and Count options, use the drop-down menu just above the table.

The course Grade Distribution Report table shows the grade distribution for each section of each course and the Student Opinion Questionnaire (SOQ) results for each section of each course.

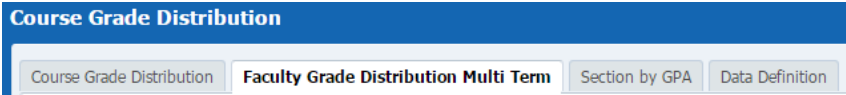
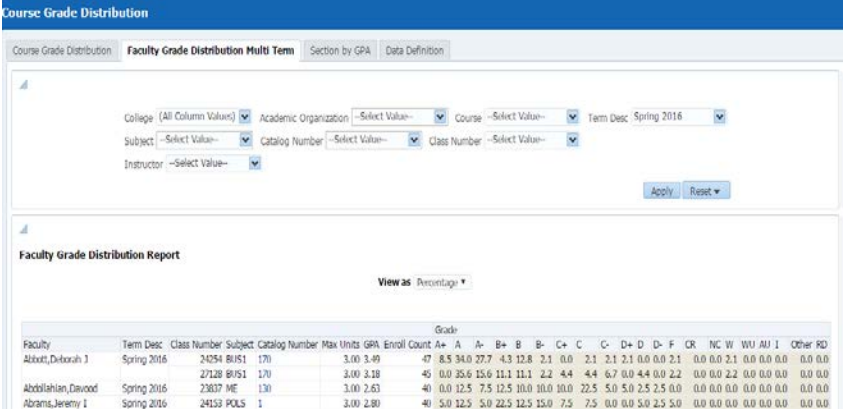
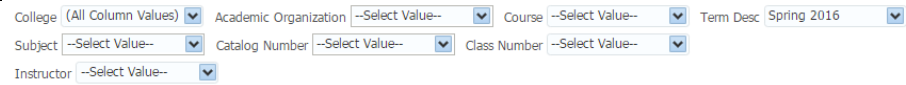
You may click on the Faculty name to view the course grade distribution information for all the sections of all courses that faculty member taught for the selected term.

Subject	Catalog Number	Course	Max Units	Section	Class Number	Faculty	GPA	Enroll Count	A+	A	A-	B+	B	B-	C+	C	C-	D+	D	D-	F	CR	NC	W	WU	AU	I	Other	RD
AAS	125	Filipino Exper	3.00	01	27676	Chua, Peter	3.15	15	0	3	0	5	5	1	0	0	0	0	1	0	0	0	0	0	0	0	0	0	0
	175	Asian Am Comm	3.00	01	22509	Yamato, Alexander Y	3.26	36	3	5	7	8	5	6	0	1	0	0	0	0	0	0	0	0	1	0	0	0	
	20	Wom of Color in US	3.00	01	28631	Sanchez, Alisa C	2.34	13	0	4	2	1	0	0	0	1	1	0	0	0	4	0	0	0	0	0	0	0	
				02	28632	de Bourbon, Soma L	3.32	15	2	5	5	1	0	0	0	0	0	0	0	0	0	0	0	0	2	0	0	0	
	33B	AAS History II	3.00	01	20002	Choi, Soo Ho	2.59	42	0	5	3	7	3	6	6	4	3	2	0	3	0	0	0	0	0	0	0	0	
				02	20454	Franks, Joel S	3.04	44	0	5	6	9	10	5	4	1	1	1	1	0	0	0	0	1	0	0	0	0	
				03	20455	Choi, Soo Ho	2.67	41	0	2	1	9	7	8	8	2	1	1	0	0	2	0	0	0	0	0	0	0	
				04	20456	Franks, Joel S	3.13	44	1	4	5	10	12	7	1	3	0	0	0	0	0	0	0	0	0	1	0	0	
				05	20457	Doi, Steven G	3.41	44	0	11	9	8	11	5	0	0	0	0	0	0	0	0	0	0	0	0	0	0	
				06	20537	Choi, Soo Ho	2.85	45	0	6	4	12	2	5	8	4	0	3	0	1	0	0	0	0	0	0	0	0	
				07	20538	Franks, Joel S	2.93	45	0	2	9	11	9	6	1	3	1	0	1	0	2	0	0	0	0	0	0	0	
				08	21629	Choi, Soo Ho	2.94	45	0	5	3	11	7	10	4	3	1	0	0	0	1	0	0	0	0	0	0	0	

Field	Description
Subject	The course subject (e.g. ENGL)
Catalog Number	The course catalog number (e.g. 101A)
Course	The title of the course (e.g. Great Works of Literature)
Max Units	The maximum number of units a student can earn for the course
Section	The course section number (e.g. 01)
Class Number	The ID number assigned to a specific section of a course (e.g. 13741)
Faculty	The primary instructor of the course
GPA	The average GPA awarded to students enrolled in the course section
Enroll Count	The total number of students enrolled in the course section
Grade	
Grading Symbol Columns (e.g. A+ through OTHR)	The percentage or count of students enrolled in the selected course section who received the grade listed in the column header for the term selected (e.g. the percentage or number of enrolled students who received an A+ in BIOL 21 in Fall 2016).

3.0 Faculty Grade Distribution Report (Multi – Term)

The Faculty Grade Distribution report shows a breakdown of the course grade distribution by instructor and then course/section for a single term.

Processing Steps	Screenshots																																																																																																																																																														
<p>Running the Report</p> <p>Step 1: On the Course Grade Distribution dashboard, click on the Faculty Grade Distribution Multi Term tab.</p>																																																																																																																																																															
<p>Step 2: The report will automatically run with your personal settings if you have set them up.</p> <p>If you have not set up your personal settings, the report will run for the default term and all of the college(s), department(s) and/or courses you have permission to view.</p>	 <table border="1" data-bbox="591 1052 1398 1136"> <thead> <tr> <th rowspan="2">Faculty</th> <th rowspan="2">Term Desc</th> <th rowspan="2">Class Number</th> <th rowspan="2">Subject</th> <th rowspan="2">Catalog Number</th> <th rowspan="2">Max Units</th> <th rowspan="2">GPA</th> <th rowspan="2">Enroll Count</th> <th colspan="13">Grade</th> </tr> <tr> <th>A+</th> <th>A-</th> <th>B+</th> <th>B-</th> <th>C+</th> <th>C-</th> <th>D+</th> <th>D-</th> <th>F</th> <th>CR</th> <th>NC</th> <th>W</th> <th>WU</th> <th>AJ</th> <th>I</th> <th>Other</th> <th>RD</th> </tr> </thead> <tbody> <tr> <td>Altoft,Deborah J</td> <td>Spring 2016</td> <td>24254</td> <td>BIOS1</td> <td>170</td> <td></td> <td>3.00</td> <td>3.49</td> <td>47</td> <td>8.5</td> <td>34.0</td> <td>27.7</td> <td>4.3</td> <td>12.8</td> <td>2.1</td> <td>0.0</td> <td>2.1</td> <td>2.1</td> <td>2.1</td> <td>0.0</td> <td>0.0</td> <td>2.1</td> <td>0.0</td> <td>0.0</td> <td>2.1</td> <td>0.0</td> <td>0.0</td> <td>0.0</td> <td>0.0</td> <td>0.0</td> </tr> <tr> <td>Abdollahian,David</td> <td>Spring 2016</td> <td>27129</td> <td>BIOS1</td> <td>170</td> <td></td> <td>3.00</td> <td>3.18</td> <td>45</td> <td>0.0</td> <td>35.6</td> <td>15.6</td> <td>11.1</td> <td>11.1</td> <td>2.2</td> <td>4.4</td> <td>4.4</td> <td>6.7</td> <td>0.0</td> <td>4.4</td> <td>0.0</td> <td>2.2</td> <td>0.0</td> <td>0.0</td> <td>2.2</td> <td>0.0</td> <td>0.0</td> <td>0.0</td> <td>0.0</td> <td>0.0</td> </tr> <tr> <td>Abrams,Jeremy J</td> <td>Spring 2016</td> <td>23807</td> <td>ME</td> <td>131</td> <td></td> <td>3.00</td> <td>2.63</td> <td>40</td> <td>0.0</td> <td>12.5</td> <td>7.5</td> <td>12.5</td> <td>10.0</td> <td>10.0</td> <td>10.0</td> <td>22.5</td> <td>5.0</td> <td>5.0</td> <td>2.5</td> <td>2.5</td> <td>0.0</td> <td>0.0</td> <td>0.0</td> <td>0.0</td> <td>0.0</td> <td>0.0</td> <td>0.0</td> <td>0.0</td> <td>0.0</td> </tr> <tr> <td></td> <td>Spring 2016</td> <td>24153</td> <td>POLS</td> <td>1</td> <td></td> <td>3.00</td> <td>2.80</td> <td>40</td> <td>5.0</td> <td>12.5</td> <td>5.0</td> <td>22.5</td> <td>15.0</td> <td>7.5</td> <td>7.5</td> <td>0.0</td> <td>0.0</td> <td>5.0</td> <td>2.5</td> <td>5.0</td> <td>0.0</td> <td>0.0</td> <td>0.0</td> <td>0.0</td> <td>0.0</td> <td>0.0</td> <td>0.0</td> <td>0.0</td> <td>0.0</td> </tr> </tbody> </table>	Faculty	Term Desc	Class Number	Subject	Catalog Number	Max Units	GPA	Enroll Count	Grade													A+	A-	B+	B-	C+	C-	D+	D-	F	CR	NC	W	WU	AJ	I	Other	RD	Altoft,Deborah J	Spring 2016	24254	BIOS1	170		3.00	3.49	47	8.5	34.0	27.7	4.3	12.8	2.1	0.0	2.1	2.1	2.1	0.0	0.0	2.1	0.0	0.0	2.1	0.0	0.0	0.0	0.0	0.0	Abdollahian,David	Spring 2016	27129	BIOS1	170		3.00	3.18	45	0.0	35.6	15.6	11.1	11.1	2.2	4.4	4.4	6.7	0.0	4.4	0.0	2.2	0.0	0.0	2.2	0.0	0.0	0.0	0.0	0.0	Abrams,Jeremy J	Spring 2016	23807	ME	131		3.00	2.63	40	0.0	12.5	7.5	12.5	10.0	10.0	10.0	22.5	5.0	5.0	2.5	2.5	0.0	0.0	0.0	0.0	0.0	0.0	0.0	0.0	0.0		Spring 2016	24153	POLS	1		3.00	2.80	40	5.0	12.5	5.0	22.5	15.0	7.5	7.5	0.0	0.0	5.0	2.5	5.0	0.0	0.0	0.0	0.0	0.0	0.0	0.0	0.0	0.0
Faculty	Term Desc									Class Number	Subject	Catalog Number	Max Units	GPA	Enroll Count	Grade																																																																																																																																															
		A+	A-	B+	B-	C+	C-	D+	D-							F	CR	NC	W	WU	AJ	I	Other	RD																																																																																																																																							
Altoft,Deborah J	Spring 2016	24254	BIOS1	170		3.00	3.49	47	8.5	34.0	27.7	4.3	12.8	2.1	0.0	2.1	2.1	2.1	0.0	0.0	2.1	0.0	0.0	2.1	0.0	0.0	0.0	0.0	0.0																																																																																																																																		
Abdollahian,David	Spring 2016	27129	BIOS1	170		3.00	3.18	45	0.0	35.6	15.6	11.1	11.1	2.2	4.4	4.4	6.7	0.0	4.4	0.0	2.2	0.0	0.0	2.2	0.0	0.0	0.0	0.0	0.0																																																																																																																																		
Abrams,Jeremy J	Spring 2016	23807	ME	131		3.00	2.63	40	0.0	12.5	7.5	12.5	10.0	10.0	10.0	22.5	5.0	5.0	2.5	2.5	0.0	0.0	0.0	0.0	0.0	0.0	0.0	0.0	0.0																																																																																																																																		
	Spring 2016	24153	POLS	1		3.00	2.80	40	5.0	12.5	5.0	22.5	15.0	7.5	7.5	0.0	0.0	5.0	2.5	5.0	0.0	0.0	0.0	0.0	0.0	0.0	0.0	0.0	0.0																																																																																																																																		
<p>Filter Descriptions</p> <p>To narrow down your report results or to find a specific value, utilize the filters available on the Page.</p> <p>Once you have entered the entire filter criteria that you wish to use, click Apply.</p> <p>For more information on how to use filters in Data Warehouse, view the Data Warehouse Filtering user guide or web tutorial.</p>	 <table border="1" data-bbox="574 1230 1442 1881"> <thead> <tr> <th>Filter</th> <th>Description</th> </tr> </thead> <tbody> <tr> <td>College</td> <td>The SJSU academic college; users will only see colleges that they have permission to view.</td> </tr> <tr> <td>Academic Organization Description</td> <td>The SJSU academic organization, typically the department. Users will only see academic organizations that they have permission to view.</td> </tr> <tr> <td>Course</td> <td>The title of the course (e.g. Asian Civilization)</td> </tr> <tr> <td>Term Desc</td> <td>The semester (e.g. Fall 2016)</td> </tr> <tr> <td>Subject</td> <td>The course subject (e.g. ASIA)</td> </tr> <tr> <td>Catalog Number</td> <td>The course catalog number (e.g. 109A)</td> </tr> <tr> <td>Class Number</td> <td>The ID number assigned to a specific section of a course.(i.e. 13741)</td> </tr> </tbody> </table>	Filter	Description	College	The SJSU academic college; users will only see colleges that they have permission to view.	Academic Organization Description	The SJSU academic organization, typically the department. Users will only see academic organizations that they have permission to view.	Course	The title of the course (e.g. Asian Civilization)	Term Desc	The semester (e.g. Fall 2016)	Subject	The course subject (e.g. ASIA)	Catalog Number	The course catalog number (e.g. 109A)	Class Number	The ID number assigned to a specific section of a course.(i.e. 13741)																																																																																																																																														
Filter	Description																																																																																																																																																														
College	The SJSU academic college; users will only see colleges that they have permission to view.																																																																																																																																																														
Academic Organization Description	The SJSU academic organization, typically the department. Users will only see academic organizations that they have permission to view.																																																																																																																																																														
Course	The title of the course (e.g. Asian Civilization)																																																																																																																																																														
Term Desc	The semester (e.g. Fall 2016)																																																																																																																																																														
Subject	The course subject (e.g. ASIA)																																																																																																																																																														
Catalog Number	The course catalog number (e.g. 109A)																																																																																																																																																														
Class Number	The ID number assigned to a specific section of a course.(i.e. 13741)																																																																																																																																																														

	Instructor	The primary instructor granted the ability to assign and approve grades for the course
--	------------	--

Faculty Grade Distribution Report (Multi Term):

To switch between the Percentage and Count options, use the drop-down menu just above the table.

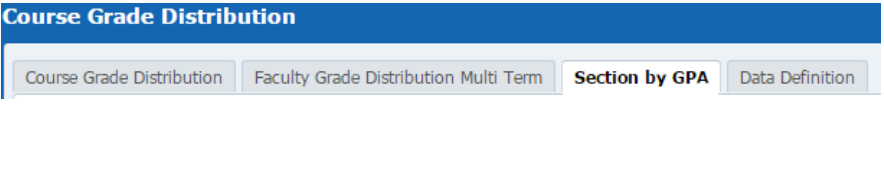
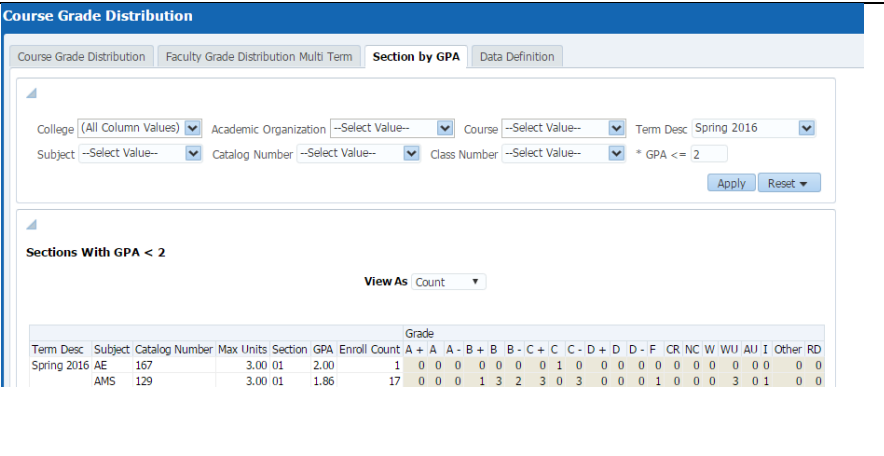
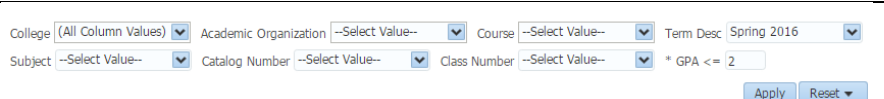
The Faculty Grade Distribution Report (Multi Term) table shows each faculty member and grade distribution and the Student Opinion Questionnaire (SOQ) results for each course section that they taught during the terms selected.

Faculty	Term Desc	Class Number	Subject	Catalog Number	Section	Max Units	GPA	Enroll Count	A+	A	A-	B+	B	B-	C+	C	C-	D+	D	D-	F	CR	NC	W	WU	AU	I	Other	RD		
Abbott, Deborah J	Spring 2016	24254	BUS1	170		3.00	3.49	47	8.5	34.0	27.7	4.3	12.8	2.1	0.0	2.1	2.1	2.1	0.0	0.0	2.1	0.0	0.0	2.1	0.0	0.0	0.0	0.0	0.0	0.0	
		27128	BUS1	170		3.00	3.18	45	0.0	35.6	15.6	11.1	11.1	2.2	4.4	4.4	6.7	0.0	4.4	0.0	2.2	0.0	0.0	2.2	0.0	0.0	0.0	0.0	0.0	0.0	0.0
Abdollahian, Davood	Spring 2016	23837	ME	130		3.00	2.63	40	0.0	12.5	7.5	12.5	10.0	10.0	10.0	22.5	5.0	5.0	2.5	2.5	0.0	0.0	0.0	0.0	0.0	0.0	0.0	0.0	0.0	0.0	
Abrams, Jeremy I	Spring 2016	24153	POLS	1		3.00	2.80	40	5.0	12.5	5.0	22.5	12.5	15.0	7.5	7.5	0.0	0.0	5.0	2.5	5.0	0.0	0.0	0.0	0.0	0.0	0.0	0.0	0.0	0.0	
Abrams, Kelley Y	Spring 2016	27226	CHAD	173		3.00	3.03	28	0.0	21.4	10.7	17.9	10.7	14.3	7.1	10.7	3.6	0.0	3.6	0.0	0.0	0.0	0.0	0.0	0.0	0.0	0.0	0.0	0.0	0.0	
		28459	CHAD	173		3.00	2.82	31	6.5	9.7	3.2	12.9	25.8	6.5	16.1	12.9	3.2	0.0	0.0	0.0	3.2	0.0	0.0	0.0	0.0	0.0	0.0	0.0	0.0	0.0	0.0
Abramson, Tzvia	Spring 2016	20102	BIOL	107		3.00	2.32	92	4.3	3.3	2.2	8.7	9.8	9.8	9.8	22.8	15.2	3.3	4.3	2.2	0.0	0.0	0.0	2.2	2.2	0.0	0.0	0.0	0.0	0.0	
		20289	MICR	180		4.00		2	0.0	0.0	0.0	0.0	0.0	0.0	0.0	0.0	0.0	0.0	0.0	0.0	0.0	0.0	100.0	0.0	0.0	0.0	0.0	0.0	0.0	0.0	0.0
		20776	BIOL	284		3.00		6	0.0	0.0	0.0	0.0	0.0	0.0	0.0	0.0	0.0	0.0	0.0	0.0	0.0	0.0	100.0	0.0	0.0	0.0	0.0	0.0	0.0	0.0	0.0
		20828	BIOL	299		4.00		1	0.0	0.0	0.0	0.0	0.0	0.0	0.0	0.0	0.0	0.0	0.0	0.0	0.0	0.0	0.0	0.0	0.0	0.0	0.0	0.0	100.0	0.0	0.0
		21177	BIOL	107L		1.00	2.00	1	0.0	0.0	0.0	0.0	0.0	0.0	0.0	0.0	0.0	100.0	0.0	0.0	0.0	0.0	0.0	0.0	0.0	0.0	0.0	0.0	0.0	0.0	0.0
						3.16		17	11.8	17.6	0.0	5.9	29.4	29.4	0.0	5.9	0.0	0.0	0.0	0.0	0.0	0.0	0.0	0.0	0.0	0.0	0.0	0.0	0.0	0.0	

Field	Description
Faculty	The primary instructor of the course for grading purposes
Term Desc	The term selected for the report.
Class Number	The ID number assigned to a specific section of a course (e.g. 13741)
Subject	The course subject (e.g. ASIA)
Catalog Number	The course catalog number (e.g. 109A)
Section	The course section number (e.g. 01)
Max Units	The maximum number of units a student can earn for the course
GPA	The average GPA for all students enrolled in the course section for the term selected
Enroll Count	The total number of students enrolled in the course section for the term selected.
Grade	
Grading Symbol Columns (e.g. A+ through OTHR)	The percentage or count of students enrolled in the selected course section who received the grade listed in the column header for the term selected (e.g. the percentage or number of enrolled students who received an A+ in BIOL 21 in Fall 2016).

4.0 Section by GPA

The Section by GPA report is similar to the Course Grade Distribution report, but it includes a search function to find sections where the average grades are below a user-specified threshold (e.g. 2.50).

Processing Steps	Screenshots																		
<p>Running the Report</p> <p>Step 1: On the Course Grade Distribution dashboard, click on the Section by GPA tab.</p>																			
<p>Step 2: The report will automatically run with your personal settings if you have set them up.</p> <p>If you have not set up your personal settings, the report will run for the previous term and all of the college(s), department(s) and/or courses you have permission to view.</p>																			
<p>Filter Descriptions</p> <p>To narrow down your report results or to find a specific value, utilize the filters available on the Page.</p> <p>Once you have entered the entire filter criteria that you wish to use, click Apply.</p> <p>For more information on how to use filters in Data Warehouse, view the Data Warehouse Filtering user guide or web tutorial.</p>	 <table border="1" data-bbox="574 1276 1453 1896"> <thead> <tr> <th>Filter</th> <th>Description</th> </tr> </thead> <tbody> <tr> <td>College</td> <td>The SJSU academic college; users will only see colleges that they have permission to view.</td> </tr> <tr> <td>Academic Organization Description</td> <td>The SJSU academic organization, typically the department. Users will only see academic organizations that they have permission to view.</td> </tr> <tr> <td>Course</td> <td>The title of the course (e.g. Asian Civilization)</td> </tr> <tr> <td>Term Desc</td> <td>The semester (e.g. Fall 2016)</td> </tr> <tr> <td>Subject</td> <td>The course subject (e.g. ASIA)</td> </tr> <tr> <td>Catalog Number</td> <td>The course catalog number (e.g. 109A)</td> </tr> <tr> <td>Class Number</td> <td>The ID number assigned to a specific section of a course.(i.e. 13741)</td> </tr> <tr> <td>GPA <=</td> <td>The average GPA awarded to students in the class section. Enter a valid GPA value to</td> </tr> </tbody> </table>	Filter	Description	College	The SJSU academic college; users will only see colleges that they have permission to view.	Academic Organization Description	The SJSU academic organization, typically the department. Users will only see academic organizations that they have permission to view.	Course	The title of the course (e.g. Asian Civilization)	Term Desc	The semester (e.g. Fall 2016)	Subject	The course subject (e.g. ASIA)	Catalog Number	The course catalog number (e.g. 109A)	Class Number	The ID number assigned to a specific section of a course.(i.e. 13741)	GPA <=	The average GPA awarded to students in the class section. Enter a valid GPA value to
Filter	Description																		
College	The SJSU academic college; users will only see colleges that they have permission to view.																		
Academic Organization Description	The SJSU academic organization, typically the department. Users will only see academic organizations that they have permission to view.																		
Course	The title of the course (e.g. Asian Civilization)																		
Term Desc	The semester (e.g. Fall 2016)																		
Subject	The course subject (e.g. ASIA)																		
Catalog Number	The course catalog number (e.g. 109A)																		
Class Number	The ID number assigned to a specific section of a course.(i.e. 13741)																		
GPA <=	The average GPA awarded to students in the class section. Enter a valid GPA value to																		

		view all sections with an average below the threshold. The default is a GPA of 2.0.
--	--	---

Reading the Table

To switch between the Percentage and Count options, use the drop-down menu just above the table.

The table shows each course grade distribution for each course section with an average GPA of less than or equal to input value for the term selected.

Sections With GPA < 2

View As Count ▼

Term Desc	Subject	Catalog Number	Max Units	Section	GPA	Enroll Count	Grade																					
							A +	A	A -	B +	B	B -	C +	C	C -	D +	D	D -	F	CR	NC	W	WU	AU	I	Other	RD	
Spring 2016	AE	167	3.00	01	2.00	1	0	0	0	0	0	0	0	1	0	0	0	0	0	0	0	0	0	0	0	0	0	0
	AMS	129	3.00	01	1.86	17	0	0	0	1	3	2	3	0	3	0	0	0	1	0	0	0	3	0	1	0	0	0
	ANI	113A	3.00	01	0.00	1	0	0	0	0	0	0	0	0	0	0	0	0	1	0	0	0	0	0	0	0	0	0
	ANTH	11	3.00	02	1.74	32	0	0	0	1	3	9	3	0	3	2	2	1	7	0	0	1	0	0	0	0	0	0

Field	Description
Term Desc	The term selected for the report.
Subject	The course subject (e.g. ASIA)
Catalog Number	The course catalog number (e.g. 109A)
Section	The course section number (e.g. 01)
Max Units	The maximum number of units a student can earn for the course
GPA	The average GPA for all students enrolled in the course section for the term selected
Enroll Count	The total number of students enrolled in the course section for the term selected.
Grade	
Grading Symbol Columns (e.g. A+ through OTHR)	The percentage or count of students enrolled in the selected course section who received the grade listed in the column header for the term selected (e.g. the percentage or number of enrolled students who received an A+ in HUM 1A in Fall 2016).