

ANNUAL SAFETY REPORT

2007 – 2009 Crime Statistics

San José State University
Police Department



Contents

- 5 Welcome Message from the Chief of Police
- 6 University Police Mission Statement
- 7 Uniform Campus Crime Report/Student Right to Know
- 8 Enforcement Authority
- 8 Memorandum of Understanding between the City of San José and San José State University
- 8 Areas of Operation
- 9 Monitoring of Off-Campus Crime
- 10 Clery Notification Methods
- 10 UPD Notification of Criminal Activity
- 10 ALERT SJSU Mass Notification System
- 12 Emergency Response and Evacuation
- 13 Missing Person Policy
- 14 Campus Grounds and Environmental Crime Prevention
- 14 University Hate Crimes Policy
- 14 University Drug and Alcohol Use Policy
- 15 University Workplace Violence Policy
- 16 Sex Offender Registration
- 16 Confidential Tip Line
- 16 Confidential Crime Reporting
- 16 Assistance in Reporting Crime
- 16 Reporting Sexual Assault On or Off Campus
- 18 Sexual Assault Prevention
- 19 What to Do if You are Sexually Assaulted
- 20 Rape Aggression Defense Training
- 21 Violent Intruder on Campus Guidelines for Faculty, Staff, and Students
- 24 Evening Guide Escort Program
- 24 UPD Crime Prevention Programs
- 24 California Law Enforcement Challenge
- 24 Driving While Intoxicated Prevention
- 25 Incident and Crime Mapping Project

Contents (cont'd)

- 25 New Student and Employee Orientation
- 25 Crisis Assessment and Intervention Team (CAIT)
- 26 SJSU Prevention Education Program
- 26 Crime Prevention Tips for Personal Safety
- 27 Theft Prevention Tips for Residence Halls
- 28 What To Do if You are Assaulted
- 28 University Housing Services
2009 Fire Statistics
- 29 **Fire Safety Systems for On-Campus Student Housing Facilities:**
 - Number of Fire Drills
 - University Fire Policies
 - Smoking Policy
 - If You Smell Smoke or See Fire
- 33 **Student Housing Staff Procedures for Evacuation of Residents:**
 - Fire Safety Education and Training Program Policies
 - Earthquake Safety
 - Alcohol and Drug Abuse Prevention Committee
- 37 Crime Statistics
2007, 2008, 2009
- 42 Campus Maps
- 44 Victim and Witness Assistance

Welcome Message from the Chief of Police



On behalf of the men and women of the San José State University Police Department, welcome to the UPD web site. Our mission is to engage the campus community to create a safe environment in which to live, work and learn. This website has been designed to provide you with greater access to our department resources and services.

UPD members are highly trained and highly motivated to deliver professional police, public safety and parking services to every member of our diverse campus community. Collaboration and synergy are key elements of success, particularly in this challenging fiscal environment. In order to provide efficient and effective service to our community, the UPD is fully committed to building and maintaining meaningful partnerships within the campus, throughout the adjoining neighborhoods and with all relevant local, state and federal law enforcement agencies.

As a member of the SJSU community, you are a pivotal component in ensuring that our campus and the surrounding neighborhood remain safe. We encourage you to explore our website for useful crime prevention and awareness information that will help all of us maintain a secure and vibrant learning environment.

Sincerely,

Peter Decena
Chief of Police,
San José State University
Police Department

“We Make a Difference Today, for a Better Tomorrow.”

University Police Mission Statement

We are committed to providing a safe and secure learning environment through professional, progressive and superior police, emergency, transportation and educational services in alliance with the campus community.

Uniform Campus Crime Report/Student Right to Know

As a recognized California State Law Enforcement Agency, the San José State University Police Department is required to provide the Department of Justice with a monthly report containing the number and type of criminal offenses committed within the jurisdiction of the UPD, as well as citations issued and arrests made. This information is forwarded to the Federal Bureau of Investigation for inclusion in its annual publication "Crime in the United States."

The federal Clery Act requires the university to provide additional information to the community. Crimes that must be reported include murder, sex offenses (forcible and non-forcible), robbery, aggravated assault, burglary, motor vehicle theft, manslaughter and arson. In addition, the university must report arrests or disciplinary referrals for liquor, drug and weapons offenses and hate crimes by classification.

The Clery Act requires any SJSU campus official having knowledge of acts as defined by the Act to report that information to the UPD for inclusion in the Annual Safety and Fire Report.

Crime statistics for the City of San José are not included in this publication. Crime statistics for the San José Police Department can be found online at www.sjpd.org.

Each year, the UPD contacts SJSU campus officials by email for information pertinent to the Clery Act. UPD asks all campus counselors to encourage their clients, when appropriate, to report criminal violations on a voluntary, confidential basis for inclusion in the annual disclosure of crime statistics. Any information received in response is included in the UPD Annual Safety and Fire Report.

The SJSU Clery Act Annual Safety and Fire Report is UPD's Student Right to Know report. The report is posted on the UPD website (www.sjsupd.com and www.sjsu.edu/safetyreport) and a hard copy is printed and distributed annually to all SJSU Departments. Additional copies are available in the UPD lobby, or by calling the Police Records Unit at 408-924-2172. Portions of the report are also published in the SJSU schedule of classes and the Spartan Daily newspaper. In addition, a weekly crime blotter is posted on the UPD web site.

A complete breakdown of these statistics and statistics of criminal activity for other California State Universities can be found on the website of the Department of Education, Office of Postsecondary Education at <http://ope.ed.gov/security>.

Enforcement Authority

California State University Police officers are “Peace Officers” as defined by the California Penal Code, section 830.2(c). Officers meet all the requirements set forth by the Commission on Peace Officer Standards and Training (P.O.S.T.) for all California law enforcement officers. In addition, California State University Police Officers undergo training specially designed to meet the needs of the SJSU community.

Memorandum of Understanding between the City of San José and San José State University—Operational Responsibility for On-Campus Law Enforcement.

The San José State University campus is under the primary jurisdiction of the California State University Police Department as described in section 89560 of the California Education Code and section 830.2 (c) of the California Penal Code. The UPD is responsible for processing, investigating and prosecuting all crimes committed on SJSU property and grounds owned, operated, controlled or administered by the California State University. By this agreement, the UPD may call upon the San José Police Department to assist in the handling of major crimes, including but not limited to Part 1 violent crimes as defined in California Education Code Section 67381 (the Kristin Smart Campus Safety Act of 1998), Section 1.

Areas of Operation

The San José State University Police Department provides primary law enforcement services to the following areas:

- University main campus
- University President’s House
- South campus athletics facilities
- Recognized sorority and fraternity houses surrounding the campus
- Studies in American Language facility
384 South 2nd Street
- SJSU Art Metal Foundry
1036 South 5th Street
- Aeronautics Facility
1120 Coleman Ave
- International House
360 South 11th Street
- Spartan Shops warehouse 1125
North 7th Street
- Spartan Shops apartments
355 East Reed Street
- Child Development Center
430 South 8th Street

Because of their distance from the SJSU campus, the following locations remain under the jurisdiction of the San José Police Department:

- SJSU College of Business
MBA Program
180 Rose Orchard Way
- Spartan Shops Houses
380, 382, 386, 390, 394
North 4th Street
- University Foundation
210 North 4th Street

Because of its distance from the SJSU campus, the Moss Landing Marine Laboratory remains under the primary jurisdiction of the Monterey County Sheriff's Department, while the San José State University Police Department provides crime prevention services.

For more jurisdictional information, see the Memorandum of Understanding between the City of San José and SJSU.

Monitoring of Off-Campus Crime

The UPD provides primary law enforcement services to all off-campus fraternity and sorority houses recognized by the university. Therefore, the UPD handles all reports and crime statistics from those locations.

SJSU requires all University "course(s) and program event(s)" participants to submit signed waivers to the SJSU Academic Affairs Department regarding any university recognized activity taking place off campus. The waivers also provide the UPD with contact information in the event of an emergency.

In the event of any reported criminal activity involving any recognized off-campus university event, the UPD will make every reasonable effort to obtain reports and information from the responding law enforcement jurisdiction. If no report was made, the UPD will make an informational report and contact the law enforcement agency in whose primary jurisdiction the event occurred.

Other than the above events recognized by the SJSU Academic Affairs Department, the UPD does not regularly monitor student activity off-campus.

Public properties immediately adjacent to campus are under the jurisdiction of the San José Police Department. The Santa Clara County Sheriff's Office has jurisdiction of the Valley Transportation Authority properties, buses and light rail trains. The UPD works closely with both agencies to receive information about incidents that may affect the University community and properties. Links have been provided on the UPD website to the San José Police Department and Santa Clara County Sheriff's Office, where additional crime statistics of those jurisdictions can be obtained.

Clery Notification Methods

The San José State University Police Department "Annual Safety & Fire Report" is the department's Student Right to Know report. The Report is printed and distributed annually to all SJSU departments. Additional copies are available at the UPD or by calling the Police Records Unit at 408-924-2172. This publication can also be viewed on the UPD website, at www.sjsu.edu/police.

Weekly crime blotters are published on the UPD website to keep the campus community informed about current events and reported crimes.

The UPD also utilizes the Critical Reach Alert System to send public safety bulletins to all SJSU departments that are equipped with a facsimile machine, as well as to other individuals upon request. For more information, contact the Administrative Division Commander at 408-924-2222.

Each August, the UPD emails all students and employees, notifying them of the UPD Annual Safety & Fire Report and how to obtain a copy. A notification is also published in the Spartan Daily campus newspaper at the beginning of each spring semester. References to this publication are also included in printed class schedules. The SJSU Human Resources office publishes this information on job announcements, on employee paycheck stubs and in materials for new-hire orientations.

UPD Notification of Criminal Activity

The San José State University Police Department communicates information about potentially hazardous situations (including criminal activity) to the campus community via: campus voice-mail; campus e-mail; the Critical Reach Alert System; and posted flyers, as appropriate. Community Alert Bulletins and a weekly crime blotter are a regular part of the UPD website. A daily media log is maintained in the UPD Communications Center and is available for review by the general public at any time, upon request.

ALERT SJSU - Mass Notification System

San José State University is committed to providing a safe atmosphere for the campus community, which includes students, faculty, staff and guests. Due to past incidents of violence and critical emergencies on other campuses across the country, the university has created a campus notification system known as ALERT SJSU. The system encompasses several means of notifying the SJSU community in case of an emergency.

ALERT SJSU is the University's system for alerting students, staff and faculty in the event of a natural disaster or other emergency on campus. Emergency information and instructions will be sent via text or audio

message to cell phones, via audio message to other telephones, and as an email notification. Please remember that it is important to sign up for all three notification options. Text messaging allows for the use of a limited number of characters and, depending upon the cell phone carrier, message delivery may be delayed between 30 to 60 minutes. The information received may caution you to avoid certain areas of the campus, let you know if classes are cancelled due to an emergency, or provide vital information on what actions you need to take if you are on campus during such a situation.

ALERT SJSU is an "opt in" program. To be contacted in an emergency, we strongly urge you to log into your MY SJSU account and click on the ALERT SJSU page to enter your contact information.

For more information and answers to commonly asked questions, please log onto the San José State University website (www.sjsu.edu) and click on ALERT SJSU.

Emergency Response and Evacuation

The university will use the ALERT SJSU system to send a notification to the campus community in the event of a campus-wide emergency that involves an immediate threat to health or safety. The notification will be sent without delay upon confirmation from first responders of the emergency unless sending the notification will, in the professional judgment of responsible campus authorities, compromise the effort to deal with the emergency or rescue a victim. The content of the message will vary depending upon the situation. The people who can initiate the ALERT SJSU notification include the university police chief, his designee or the Emergency Operation Center (EOC) director.

Additional information can be obtained through any number of communication systems that may be used during the emergency. These systems include the university website, the university hotline 408-924-SJSU, KSJS 90.5 FM, and the university's Twitter and Facebook channels.

The decision to implement evacuation procedures rests with the UDP or the EOC Director, if the EOC is activated. In situations requiring immediate action, public safety responders (Police/Fire) can also order a local area evacuation. When evaluating possible evacuation, consideration will be given to the specific threat (bomb, fire, storm, earthquake, explosion, hazardous materials incident, etc.), its context (time of day, likelihood, etc.), and the recommendation of the public safety officials.

The procedures for a campus-wide evacuation will vary, depending on the nature of the event. In all cases when the decision has been made to evacuate, the campus response will likely be to evacuate in stages, beginning with areas in the immediate vicinity of the threat. Other areas may then be evacuated, depending on the nature of the threat. This graduated evacuation is preferable to a total, immediate evacuation, as it triages the populations most in danger, minimizes likelihood of gridlock and congestion, and provides for ingress of emergency vehicles and personnel. In all cases, evacuees would be directed away from the vicinity of the threat.

All SJSU students, staff and faculty are provided with fundamental information regarding their actions during a potential emergency situation. This training includes information on emergency reporting processes, methods of notification (ALERT SJSU, speaker phones, campus radio station, etc.), and possible protective actions (shelter-in-place, evacuation, etc.). The majority of this information can be found online at www.sjsupd.com under "Emergency Preparedness" and on the SJSU website under "Emergency information."

In an effort to identify campus capabilities, evacuation exercises/drills are conducted annually and an Action Plan and After Action Report are created from each exercise/drill. The purpose is to evaluate student, faculty and staff actions against current response plans and capabilities for an all-campus evacuation response.

Missing Person Policy

San José State University will provide every resident living in University Housing the opportunity and means to identify an individual to be contacted in an emergency. Additionally, federal law requires that the University provide residents the opportunity to designate a person to be contacted in the event that the resident is determined by the police to be a missing person.

Every resident will be notified of the Missing Student Notification procedure to be implemented if they are reported missing. Notification will be listed in the University Housing Services License that is posted on the University Housing Services website: www.housing.sjsu.edu. Each resident will be required to submit or update their emergency contact information each year when applying or reapplying to Housing. University Housing Services will collect this information and it will be maintained confidentially and will not be disclosed except in furtherance of a missing person investigation. For residents who are non-emancipated minors, the resident's custodial parent or guardian will be notified in addition to any contact that has been listed.

Missing Person Procedures

Any individual who believes that a student living in University Housing may be missing should contact University Housing Services (UHS) and/or the University Police Department (UPD). If reported to UHS, University Housing Services staff will immediately conduct a preliminary assessment including but not limited to a review of the missing residents key card access history and contact with other residents. If the missing person is not located after the UHS preliminary assessment, UHS will immediately contact UPD. In accordance with all State and Federal laws, UPD shall investigate all reports of missing students and will cooperate with other law enforcement agencies as necessary, to further the investigation. Federal law requires the University to inform students that their emergency contact will be notified within 24 hours of being reported as missing.

Campus Grounds and Environmental Crime Prevention

A public institution, the university's buildings are open to the general public during normal business hours. The UPD, Office of Facilities Development and Operations, Office of the President and Associated Students, Inc., work together to provide the safest possible environment at SJSU. Each Fall semester the university president, the president of the Associated Students, the chief of police and others conduct a night Safety Walk to review conditions on the campus. These walks have led to increased signage, lighting, trimming of greenery, etc. Additionally, UPD personnel routinely check to assure that exterior lights are functioning, blue light and elevator phones are in good working order, exterior doors are locked when appropriate and any observable safety issues are corrected.

Physical access to university housing facilities is limited at all times to residents, their guests and authorized members of University staff.

If you have a concern regarding safety on the SJSU campus, we encourage you to call us at 408-924-2222.

University Hate Crimes Policy

A hate crime, as defined by the California Penal Code, is any act of physical intimidation or physical harassment, physical force or physical violence, or the threat of physical force or physical violence, that is directed against any person or group of persons because of the ethnicity, race, national origin, religion, sex, sexual orientation, disability, or religious beliefs of that person or group. Incidents of hate violence can be reported to the UPD or any campus official with significant responsibility for student and campus activities.

The university does not condone hate violence and is charged with ensuring that the rights guaranteed by state law and the U.S. Constitution are protected for all people, regardless of their ethnicity, race, national origin, religion, sex, sexual orientation, disability or religious beliefs.

University Drug and Alcohol Use Policy

Excessive use of alcohol and other drugs is a serious health problem in itself, but alcohol and drug abuse can also contribute to a host of other physical and mental problems, including unwanted pregnancies, violent behavior, HIV infection and other sexually transmitted diseases and psychological depression.

SJSU recognizes that the abuse of alcohol and other drugs is a threat to the health and welfare of the campus community and is not compatible with an educational environment. The following principles will serve as standards of conduct:

- The unlawful manufacture, possession, distribution or use of a controlled substance is prohibited on campus. Violations of this standard will result in dismissal and/or civil and criminal penalties.
- No individual under the age of 21 and no intoxicated individual may use, purchase or possess alcoholic beverages on campus. Violations of this standard will result in dismissal and/or civil and criminal penalties.
- No individual may possess an open alcoholic beverage container on the SJSU campus unless authorized by Presidential Order 01-01.

University Workplace Violence Policy

San José State University has a zero tolerance policy regarding threatening, intimidating or harassing behavior in the workplace.

If you feel concerned for your safety as a result of the behaviors of another employee or any member of the public, you should advise your manager and/or the UPD. In an emergency, dial 9-1-1.

For more information about mitigating workplace violence, call the UPD Crime Prevention Unit at 408-924-2234. You may also wish to view the Mitigating Workplace Violence video on the UPD website at www.sjsupd.com.

Sex Offender Registration

Effective October 28, 2002, Penal Code section 290.01 was expanded to require sexual offenders to register with university police. Convicted sexual offenders are required to register with the UPD under section 290 if:

- Residing on the university campus; or
- Enrolled as a student of the university; or
- Employed by the university, either full-time or part-time (includes paid employees and volunteers); or
- Working or carrying on a vocation at the university (e.g. contractors) for more than 14 days, or for an aggregate period exceeding 30 days in a calendar year (includes paid workers and volunteers).

Any persons listed above must register with the UPD within five working days of commencing enrollment or employment with the university. Registrants are also required to notify the UPD within five days of ceasing to be enrolled or employed, or ceasing to carry on a vocation at the University.

If you would like information concerning registered sex offenders in California, check the Megan's Law website at www.meganslaw.ca.gov.

Confidential Tip Line

If you have witnessed criminal activity or have information that you believe will assist the UPD in solving a crime or crimes that have occurred on campus, you can anonymously report that information to UPD by calling 408-924-2236 or dialing 4-2236 on any campus telephone. When calling, please be as detailed as possible regarding the crime, person(s) involved, date, time and location of the incident and any other information you believe is important.

Confidential Crime Reporting

The San José State University Police Department requests that all campus counselors encourage their clients, when appropriate, to report criminal violations on a voluntary, confidential basis for inclusion in the annual disclosure of crime statistics. This request is sent annually to all campus officials with significant responsibility for student and campus activities. Confidential reports of criminal activity can be reported to the UPD or any of the campus officials with significant responsibility for student and campus activities.

The UPD will accept reports of criminal activity in confidence, particularly crimes of sexual violence, allowing the victim, if they wish, to report through a third party and/or remain anonymous. Such reports are held separate from the UPD Records Section and are not included as crime statistics in this report but are included in the “unverified offenses reported” section of the Uniform Campus Crime Report.

Confidential reports can also be made to the UPD via the web at www.sjsu.edu/police, or by calling the UPD Confidential Tip Line at 408-924-2236

TipNow Text and Email Anonymous Crime Reporting System

The TipNow text and e-mail system lets you provide important crime information to the SJSU Police using your cell phone or PDA device! It sends an anonymous message to police investigators any time day or night. Simply text or e-mail your information to SJSU@tipnow.org, or call (408) 337-2919. You may also leave an anonymous voicemail. Let us know about a crime you may have witnessed or about any suspicious activity you’ve noticed. Help make our community safer....use TipNow today!

Assistance in Reporting Crime

The San José State University Police Department works closely with other law enforcement agencies in Santa Clara County and the state of California and, on occasion, federal law enforcement agencies.

When reporting criminal activity on or off the SJSU campus, any member of the SJSU community may contact and seek assistance from any campus official with significant responsibility for student and campus activities. The UPD will investigate the incident or, if appropriate, refer the victim to another agency for assistance. The UPD will continue to assist as needed for as long as appropriate. This assistance may include notification and/or transportation, contacting family or friends, or assistance in changing on-campus living arrangements.

Reporting Sexual Assault On or Off-Campus

The San José State University Police Department will investigate allegations of sexual assault and take appropriate disciplinary, criminal or legal action for any crimes that occur within its jurisdiction.

If the crime occurred in an off-campus location, but the victim reports the assault to the UPD, the UPD officers will respond if the victim is on-campus or at a nearby location. The UPD will also contact the appropriate police or sheriff’s department to respond to the scene, attend to the victim’s injuries by rendering first aid and request emergency medical services to respond to the scene.

Sexual Assault Prevention

The UPD provides presentations on sexual assault prevention and education for men and women. The presentation can be formatted to address the specific issues that the group desires. Presentations may cover topics such as:

- The Buddy System
- "No Means No"
- No one gets left behind
- Rape Aggression Defense Training (RAD)
- Date Rape drugs

In presentations to mixed groups, the UPD stresses the consequences of rape for both victim and suspect. The presentations include information such as:

- Rape is a crime of violence. No matter how badly you want to have sex, it is rape without your partner's consent.
- The importance of building a relationship based on equality. Communicate expectations clearly. Both men and women should work together and respect each other's right to initiate and set limits.
- The importance of rejecting stereotypes that teach men to regard women as sex objects or that base masculinity on dominance and aggression.
- Rejecting stereotypes that portray women as passive and powerless to control their lives.
- Reasons to use alcohol responsibly. Remember that if you use alcohol or drugs, you are still responsible for your actions.
- Recognize and learn to deal with peer pressure. Often sexual activity is encouraged or expected by peers in order to gain acceptance to the group. Consider the consequences before you make such a serious decision.
- If you have sex with a person who is incapacitated or unable to resist or consent (due to alcohol, drugs or unconsciousness) you are committing a sexual assault.
- Alcohol is a common factor in acquaintance rapes. This is true not only of the victim but often the offender. It is important to give special consideration to this issue.
- Alcohol intoxication is NOT an excuse for rape.

What To Do If You Are Sexually Assaulted

- Get to a safe place.
- Contact the UPD by dialing 9-1-1 on any campus telephone; by calling from an on-campus blue light telephone or kiosk; by calling from an elevator telephone; by dialing 408-924-2222 from a cellular telephone; or come to the UPD located at 377 S. 7th St. (in front of the 7th St. garage).
- Make every effort to preserve any physical evidence of the assault. This includes not showering or disposing of any clothing or other items that are present after or during the assault. UPD officers and specially trained members of the Santa Clara Valley Medical Center will assist in obtaining a medical examination by a qualified doctor.

The UPD will initiate a criminal investigation of the reported sexual assault and every effort will be made to criminally prosecute the perpetrator(s). Per Government Code section 6254 and Penal Code section 293, a victim of a sexual assault has the right to keep his or her name from being disclosed to anyone other than the prosecutor, parole officers of the Department of Corrections, hearing officers of the parole authority, or other persons or public agencies where authorized or required by law.

Disciplinary actions will be imposed on individual students, student organizations and/or university faculty and staff found responsible for or contributing to a sexual assault. For violations that have been proved, possible disciplinary actions range from censure to termination or expulsion from the university. The accuser and the accused are entitled to due process, including the same opportunities to have a person of his or her choice present at all stages of the disciplinary process and the right to be informed of the outcome of any institutional disciplinary proceeding brought alleging a sex offense (the institution's final determination and any sanction against the accused).

After a reported sexual assault incident occurs, the university will make crisis counseling available and assist the victim in changing academic and on-campus living situations if so requested and if such changes are reasonably available.

Rape Aggression Defense Training

The San José State University Police Department offers Rape Aggression Defense (R.A.D.) training to members of the SJSU community.

The R.A.D. system is a program of realistic, self-defense tactics and techniques. It is a comprehensive course that begins with awareness, prevention, risk reduction and avoidance, and progresses on to the basics of hands-on defense training. R.A.D. is not a martial arts program. Courses are taught by UPD staff members who are certified R.A.D. instructors. The R.A.D. system of physical defense is currently taught at many colleges and universities across the country. For more information visit www.sjsu.edu/rad.

Violent Intruder on Campus Guidelines for Faculty, Staff and Students

A Violent Intruder on campus is an unfortunate reality that we must all consider. Pre-planning for this type of incident is your best chance for survival. Be sure to know your escape routes from every office or room you frequent and be prepared to change your mind-set from being the victim to becoming the aggressor.

The UPD is providing the guidelines below in order to give you the advantage of preparation if you are ever faced with a Violent Intruder situation. These guidelines are not a guarantee, but you can greatly improve your chances by becoming familiar with them.

Immediate Actions

If someone on campus starts shooting or attacking victims in any manner apply survival strategies:

- Escape
- Seek physical protection...lockdown/cover/concealment
- Listen, watch for the attacker
- Again, always look for opportunity to escape
- Attack the attacker as a last resort

If safely able, provide assistance to others.

Follow any directions given to you by any authority on the scene, such as: police, medical, search and rescue personnel, senior building coordinators or building emergency team members. Remember, the police do not know who the attacker is. Do not rush up to the police or grab police personnel. Keep your hands up, open and visible.

If Evacuation is Necessary

If your safest action is to evacuate a building:

- Exit immediately by any means necessary (break windows)
- Consider if a fall from the window will kill you
- Make an improvised rope out of clothing, belts or any other item that can be used to limit the distance you will fall
- Hang by your hands from the window ledge
- Attempt to fall into shrubs, mulch, or grass to decrease the potential injury
- Run in zig-zag fashion and don't stop running until you are a safe distance from danger area
- On your way out, instruct anyone you see to exit the building immediately
- Go to pre-planned rally point that is a safe distance from the danger

If Shelter in Place is Necessary

If exiting from a building is not possible or is unsafe, shelter in place in the nearest room or office, and as it is safe to do so, secure the immediate area:

- Close the door Use extreme caution if someone knocks or asks for help - It might be a Violent Intruder pretending to need help
- Barricade the door with furniture, but keep your body clear of the doorway
- Tie down door if possible using belts attached to door handle or door opener above head You may also jam the door opener with other objects available in the room
- Turn off the lights
- Close the blinds
- Stay silent
- Turn off radios, computer monitors, and put cell phones on silent
- Use whatever you can to take adequate cover such as concrete walls, thick desks, filing cabinets
- Remember, bullets can go through plaster walls

- If there is more than one of you, spread out, do not huddle together
- If attacker enters your area and you have no other option for escape, fight back, distract attacker by throwing whatever objects you have available at the attacker's face (books, staplers, chairs)
- Commit to attack as a group (swarm)
- Grab the shooter's extremities (arms, legs, head) and take him/her to the ground using body weight to secure him/her
- Fight dirty: Bite, kick, gouge eyes, etc Do whatever it takes to survive!
- Continue to fight until the Intruder is no longer a threat
- Always look for ways to escape

If You Have Incapacitated the Violent Intruder

- Call 911 and advise law enforcement the Intruder(s) is down
- Give your location and stay on the phone if possible
- Secure the suspect with belts, body weight, etc
- Move any weapons away from the Intruder
- Raise your hands and drop to your knees if possible so you do not appear as a threat to responding law enforcement officers
- Provide first aid to others in the room as needed

After the Incident

- If necessary, seek medical attention.
- Assist police by offering any information you know about individuals involved in the shooting or about what you saw or experienced during the incident.
- Seek counseling if needed.

Evening Guide Escort Program

One of the most widely used programs offered by the UPD is the Evening Guide Escort Program. This program is available to all members of the university community and may be reached by calling 408-924-2222 or picking up a blue light or elevator telephone. The program operates up to two blocks away from the main campus.

UPD Crime Prevention Programs

The San José State University Police Department offers a variety of crime prevention and safety services. Each contains a core program that can be tailored to meet the needs of a particular audience.

California Law Enforcement Challenge

The California Highway Patrol has recognized UPD and for two years has awarded it First Place for traffic safety efforts.

Similar sizes and types of law enforcement agencies compete in the California Law Enforcement Challenge. Recognition and rewards are given to the best overall traffic safety programs in California. Areas of concentration include efforts to enforce laws and educate the public about occupant protection, impaired driving and speeding.

SJSU is consistently the leader in the number of DUI arrests when compared to the other university campuses in the California State University system.

Driving While Intoxicated Prevention

The UPD provides presentations to students on the hazards of driving while intoxicated. The program includes a special pair of goggles that simulate the effects of intoxication by disorienting the wearer. Under controlled conditions, a screened volunteer may drink alcohol and, at various stages of intoxication, take a Field Sobriety Test and breath test to demonstrate how little alcohol it really takes to impair a person's ability to perform simple tasks. In an effort to raise awareness to the dangers of driving while intoxicated, the UPD has also arranged for the "Mothers Against Drunk Driving" (MADD) car crash display to be displayed on the SJSU campus, when available.

For an excellent video about the dangers of driving while intoxicated, visit www.every15minutes.com. For more information, including videos, booklets or presentations, call the UPD Crime Prevention Unit at 408-924-2234.

Incident and Crime Mapping Project

In an effort to increase the safety and security of the campus community through awareness and education, the UPD has partnered with Public Engines, Inc., to provide crime mapping data and analysis tools. Incident and crime reports, logged by police dispatchers, are sent to Public Engines, and the data is then displayed graphically on the UPD web site. To view the map, visit www.sjsu.edu/imap.

New Student and Employee Orientation

The UPD Crime Prevention Unit offers safety presentations at New Student Orientations each semester. These presentations are designed to give new students an overview of the types of crime that can exist on campus, with tips and strategies to avoid becoming a victim. The message is that many of the crimes on the campus are crimes of opportunity; there are basic steps that students can take to protect themselves, such as locking doors in the residence hall or using the escort service provided by the UPD when walking alone across campus at night. The presentations stress reporting suspicious activity and crime to the police.

Presentations are also offered to other campus groups, such as UHS, fraternities and sororities. The presentations can be accompanied by the video "Don't be a Victim of Opportunity." UPD tailors presentations to meet the needs of each group. Time is allocated for questions and answers so that specific areas of concern can be addressed.

The UPD Crime Prevention Unit also provides presentations to faculty and staff, as both an orientation for new employees and as a refresher for current employees. The focus is on strategies to avoid being a victim, with an emphasis on reporting crimes. The UPD also provides a more specific presentation addressing work place violence. The UPD and the Bursar's Office have collaborated to produce a training video dealing with the potential for robbery in the Bursar's Office. This video is shown in conjunction with training of cashiers, but is applicable to many work areas aside from the Bursar's Office. The video can be seen on the UPD web site at www.sjsu.edu/police.

Crisis Assessment and Intervention Team (CAIT)

CAIT members work together to reduce, if not completely avoid, violence and tragedy on the SJSU campus. The team consists of: VP Student Affairs; University Police Chief; AVP Faculty Affairs; AVP Student Affairs; AVP Human Resources; and the Director of Counseling Services.

CAIT emphasizes that faculty and staff are key informers on campus and are often the first to notice issues that arise with students. CAIT strongly

advises our community to not ignore uneasy feelings and to consider that this issue may be an opportunity to get help for a student. If you see something, say something!

If you encounter behavior at SJSU that you believe to be unusual and makes you feel uneasy, please report it by calling UPD at 408-924-2222. You may also report it confidentially online at www.sjsu.edu/police.

SJSU Prevention Education Program

The university's Prevention Education Program (PEP) center provides education, resource materials, information and referral assistance concerning alcohol and other drug abuse, date or acquaintance rape, and sexual assault prevention. The PEP center also offers presentations on a variety of issues and maintains a comprehensive library of materials on the subjects of alcohol use and other drug abuse, date and acquaintance rape, and sexual assault prevention.

The PEP center is located in the SJSU Health building. For more information, call the Office of the Vice President for Student Affairs at 408-924-5900 or the Prevention Education Program at 408-924-5945.

Crime Prevention Tips for Personal Safety

- Avoid unlighted, vacant or deserted areas after dark. If you are being followed or see suspicious activity, move to a lighted building or area and attract the attention of other people. Dial 9-1-1, pick up a blue light phone, or use an elevator phone to reach the UPD.
- Avoid walking alone after dark. For escorts on the campus and adjacent areas, call the UPD Escort Service at 408-924-2222, or dial 4-2222 on any campus, elevator or blue light phone. The Escort Service will walk you up to two blocks off campus.
- Consider walking with a friend or in a group.
- Avoid jogging alone during the day or at night.
- Never hitch a ride from a stranger.
- Be aware of your surroundings and other people who may be around you.
- Consider carrying a noise-making device (such as a whistle) with you. If you are threatened, yell "FIRE!" to summon help.

- Rather than entering an elevator alone with a stranger, consider waiting for the next elevator. Stand away from the elevator door to avoid being pushed inside. If you are assaulted inside an elevator, hit the “ALARM BUTTON,” not the emergency stop button.
- Always have your keys in your hand and ready for use when you approach a locked door.
- Look around your vehicle and in the back seat before getting in.
- Drive on well-traveled streets and keep your doors locked. Make it a habit to lock your doors as soon as you get into your car.
- If your vehicle breaks down, stay inside and open your window only slightly. If someone stops to help, stay inside, speak to them through your window and ask them to call for help.

Theft Prevention Tips for Residence Halls

- Always keep your door locked and never prop-open a door that should be locked or closed.
- In group residences, ask strangers to wait in the common areas while their friends are summoned.
- Lock your room door and windows when you leave (even if only for a minute) and take your keys with you.
- Offer assistance to strangers on your floor. If they have legitimate business, they will appreciate your help. If they do not, alert the residence hall staff and/or the UPD.
- When moving in or out of your residence, keep your room locked. Also, do not leave your car unlocked when loading or unloading.
- Do not leave coats, books, or other valuable items in common areas. Keep them in your room.
- If you see or hear something suspicious, call the police immediately. Dial 911 or 408-924-2222, or pick up a blue light telephone.
- Take your valuables home during vacation.
- Never keep large sums of money, jewelry, or other valuables in your residence hall room.
- Get to know your neighbors and watch out for each other.

What To Do if You Are Assaulted

Although your personal safety is maximized when you take precautions, you may still someday be the victim of a crime. Your reaction can affect whether or not you are physically harmed. You should think now about how you might react under a variety of circumstances. Are you prepared to scream and yell? Will you be able to use force to resist?

- If you are faced with an armed criminal, the risk of injury may be minimized by cooperating with their demands. Avoid sudden movements and do what they demand.
- If you believe your life is in danger, use any defense you can think of (screaming, kicking, biting or running). Your objective should be to get away.
- If you have been the victim of a physical or sexual assault, call the police immediately. Dial 9-1-1 or 408-924-2222 or use a campus or blue light telephone.

University Housing Services 2009 Fire Statistics

Number of fires and the cause of each:

Campus Village Buildings	1 Car fire (accidental)	1 Trash can fire (accidental)	n/a
Joe West Hall	4 Trash can fires (arson)	1 Paper fire (arson)	1 Generator fire (accidental)

Number of deaths related to fires:

None

Number of injuries related to the fire that resulted in treatment at a medical facility:

1 person was injured while breaking the glass to gain access to the fire extinguisher.

Fire Safety Systems for On-Campus Student Housing Facilities

Red Bricks

- Fire Alarm System: horn only on every floor and every wing
- Smoke detectors are hard wired with battery back up in student room not tied to system
- Fire extinguisher in lobby, office, kitchen and both east and west hallways on all floors and PJ lounge on the 2nd and 3rd floor

Joe West Hall (considered a high rise)

- Fire Alarm System: audible, horns and strobes in common areas on every floor
- PA System with fire alarm system
- Fire extinguisher in lobby, office, kitchen and both north and south hallways on all floors.

Campus Village C (considered a low rise)

- Fire Alarm System: Audible, horns and strobes in common areas on every floor and every student unit
- Smoke detectors are hard wired with battery back up in student room not tied to system
- Fire extinguisher in every student room, kitchens and hallways on all floors
- Complete sprinkler system in building and student rooms

Campus Village A and B (considered high rises)

- Fire Alarm System: Audible, horns and strobes in common areas on every floor and every student unit
- Smoke detectors are hard wired with battery back up in student room not tied to system
- Fire extinguisher in every student room, kitchens and hallways on all floors
- Complete sprinkler system in building and student rooms

There are no plans for future improvements in fire safety.

Number of Fire Drills

Campus Village Building A	3
Campus Village Building B	3
Campus Village Building C	3
Joe West Hall	3
Washburn Hall	1
CLOSED AUGUST – DECEMBER 2009	
Royce Hall	3
Hoover Hall	3

University Fire Policies

- **Open Flame:** No open flames are permitted in the residence halls or within housing property outside of designated areas without official UHS approval. This includes, but is not limited to candles, incense, smoking, and the burning of any materials or other flame-emitted articles. Prior written approval must be obtained from the Residential Life Coordinator if this policy is incongruent with religious, cultural, or spiritual beliefs.
- **Portable Heaters:** The utilization of portable heaters in the residence halls is not permitted, with the exception of areas that do not have permanent heating units.
- **Halogen Lamps:** Halogen lamps/lighting, are not permitted.
- The placement of any material in or around the provided lighting is prohibited. The removal of lights, alteration of the fixtures and the replacement of institutional light bulbs with colored light bulbs are also against UHS policy.
- **Doors:** All unit doors are to be kept closed at all times due to the integrity of the rated corridors. At no time are the doors to be propped open or left ajar.
- UHS facilities have limits on their electrical systems. Overloading the circuits can result in tripped circuit breakers and present a fire hazard. The following guidelines apply to the use of electrical apparatus:
- Items with exposed heating elements are prohibited. This includes, but is not limited to, space heaters, sun lamps, immersion heaters, and hot plates. Microwaves are allowed, but the wattage must not exceed 900 watts.

- Cooking is limited to the general kitchen or kitchenette area and is not permitted in the bedroom.
- Refrigerators for private bedrooms are permitted, provided they do not exceed: 4.4 total cubic feet.
- Appliances such as stereos, radios, desk lamps, computers, TV's, VCR's, DVD players, sealed component coffee makers, hair dryers, other electrical hair implements, answering machines and electric blankets are permitted. In the Apartments, cooking appliances such as crock-pots, toasters, toaster ovens, rice steamers, electric grills and electric frying pans are permitted. These appliances must not overload the system. These appliances must be directly attached to grounded outlets.
- Privately owned air conditioners are not permitted. Window fans are discouraged and should never be used unless a resident is present.
- Surge suppressor-equipped, UL approved power cords are highly recommended for computer systems and other valuable electrical equipment. Such cords have their own circuit breaker. Do not rely on the integrity of the electrical system of the building to protect your computer equipment.
- Surge protectors also allow more flexibility for extensions. Extension cords or stringing surge protectors together in a series are prohibited.
- International appliances should use electrical converters.
- Irons must be used with ironing boards only and should never be left unattended.
- Multiple outlet plugs that insert into an outlet are not permitted.
- Stereo equipment and speakers are expected to be of a size and power that are appropriate for high-density community living. Any damage caused by personal electrical equipment or misuse of the electrical system is the financial responsibility of the resident, including damage of any kind (fire, water, etc.) to the facility and/or other residents' personal belongings. Violations of these guidelines may result in immediate license revocation.

Smoking Policy

In accordance with Executive Order W-42-93 issued by the Governor of California in February 1993 and S03-6 signed by the university president on May 15, 2003, all smoking in state-owned buildings and leased space, including all residence facilities, student apartments, student rooms, patios and stairwells is prohibited. Residents who smoke must do so outside of the housing facilities –at least 25 feet away from doorways, stairs, and

ground level air intake structures. Smoking is not permitted on balconies, including the walkway between Joe West and the Dining Commons.

Residents who smoke within UHS housing facilities are in violation of the License Agreement and are subject to judicial action and/or revocation of their license. They may also be in violation of Education Code 89031, which is a misdemeanor.

If You Smell Smoke or See Fire

- Leave the area as quickly and safely as possible.
- Close doors behind you as you exit.
- Before opening any door, use the back of your hand to see if it is hot. If the door is hot, do not open it! Stuff towels or clothing beneath the door to block smoke from entering.
- If unable to open door or if the exit is blocked, open a window and signal to emergency responders. Shout at regular intervals to alert emergency personnel to your location.
- Use the stairs to evacuate. Never use the elevator in the event of a fire.
- Ask persons with disabilities if they require assistance. Provide reasonable assistance if able to do so safely. Evacu-Trak chairs are available to assist in evacuating disabled persons.
- Notify emergency responders of the location of persons who are unable to evacuate due to disability, injury or other reasons.
- Do not reenter the building until notified by police or fire and university officials that it is safe
- When out of danger, activate the nearest fire alarm, use a blue light phone to call the UPD, call the UPD direct at 408-924-2222 or dial 9-1-1 on a campus phone. Note: When dialing 9-1-1 on a cell phone, the call is routed to the San José City Police Department. They will refer the call to the UPD. On campus, when using a cell phone, the quickest way to secure help is to dial the UPD directly.

If You are Trapped in a Building

- If near a window, place an article of clothing (shirt, coat, etc.,) outside the window as a marker for emergency personnel.
- If there is no window, stay near the floor, where the air is more breathable. Shout at regular intervals to alert emergency personnel.

Do Not

- Residents should not re-enter any danger area unless instructed or cleared by authorities.
- Do not pull fire alarms if a gaseous substance is present. The alarm bell could spark and ignite gases.

Student Housing Staff Procedures for Evacuation of Residents:

- Determine need to evacuate based on immediate danger and/or orders from authorities to evacuate (UHS/UPD/SJFD, etc.).
- Announce evacuation through word of mouth, by pounding on doors as the area is vacated, and pulling the fire alarm if there is in fact a fire or requested to do so by UPD.
- Proceed with evacuation by moving residents out via stairwells and instructing them not to use the elevators. Instruct groups to meet in specific evacuation areas, visually sweep the building's common areas and move residents to a clear area 500 feet or more from the danger area. Use roster to take attendance of building residents as thoroughly as possible.
- Enter rooms of residents who require special assistance (blind, deaf, in wheelchair, on crutches, injured, ill, etc.) using the master key.
- Make sure all residents and staff are out of the danger area and, if safe or approved to do so, conduct a building search. Immediately report to the authorities any missing individuals who are suspected to still be in the danger area.
- If temporary shelter is needed, use another hall or building (DC, Event Center, etc.). Use cars and parking garages if there is bad weather.
- Assist emergency authorities with crowd control and inform residents not to return to evacuated areas until further instructed by emergency personnel. Additionally, apply first aid and comfort to the injured and distraught.

SJSU strongly encourages the campus community to call 9-1-1 to report a fire event even if it has already been extinguished. If you notice evidence of an isolated fire that has been extinguished, please alert the UPD. Federal law requires that all fires that occur in student housing be reported to the Department of Education on an annual basis. Reporting a fire to the UPD, even one that has been extinguished, helps the university. Fires should be reported to the UPD, UHS and the Associate Director for Residential Life.

Fire Safety Education and Training Program Policies

- **Mandatory Community Meetings**

Resident-advisor staff members present and discuss fire safety and evacuation procedures with all residents twice a year.

- **Building Fire Drills Training**

In September, each building conducts a fire drill within the first two weeks of classes. Residents practice evacuating the building safely, reporting to their designated building evacuation locations, and checking in with UHS staff members.

- **Campus Evacuation Drills**

Two all-campus evacuation drills are held each year.

- **Programming Efforts**

During Welcome Week and throughout the year fire safety training programs are available to students. Additionally, there are resident advisors' programs on Kitchen Safety and Evacuation Training; bulletin boards with information posted on fire safety, the dangers of fire and arson; and Neighborhood Watch meetings with the UPD and UHS residents.

Earthquake Safety

Earthquakes strike without warning and the major quake is usually followed by numerous “after shocks,” which may last for weeks or months. An earthquake’s effect on buildings will vary from building to building. Fire alarm or sprinkler systems may be activated by the shaking. Elevators and stairways may be damaged.

The major threat of injury during an earthquake is from falling objects and debris, and many injuries are sustained while entering or leaving buildings. Therefore, during the earthquake, it is important to remain inside the building.

Safety Procedures

- Give **drop and cover** command.
- Drop to knees, clasp both hands behind neck, bury face in arms, make body as small as possible, close eyes, and cover ears with forearms.
- After shaking stops, check for injuries, and render first aid if able.
- If ordered by Emergency Responders, or a Building Coordinator or there is a fire, gas leak or other life threatening condition evacuate.
- **Do not** light any fires.
- **Do not** return to building unless authorized by Police, Fire and Administration Officials.
- Keep a safe distance from any downed power lines.
- Report any missing students or persons unable to evacuate to the Building Coordinator and Emergency Responders.
- Stay alert for aftershocks.
- Building Coordinator will issue further instructions.

Drop and Cover Procedures: Inside buildings

- Get under a sturdy desk or table, or in an interior corner, face away from glass. If notebooks, jackets or pillows are handy, hold over your head for added protection.
- Stay away from windows, book-cases, heavy objects and other falling hazards.
- Drop to knees, clasp both hands behind neck, bury face in arms, make body as small as possible, close eyes, and cover ears with forearms.
- Maintain position until shaking stops.
- Be alert and expect aftershocks.

Drop and Cover Procedures: Outside buildings

- Assume **drop and cover** position in an open space away from wires, buildings and anything else that could fall and hurt you.
 - Maintain position until shaking stops.
 - **Do not** enter building until it is determined to be safe and authorized by police/ fire and University Officials.
 - Be alert and expect aftershocks.
- In a car:**
- Pull to the side of the road, stop, and set the parking brake.
 - Avoid bridges and overhead hazards.
 - Stay inside the vehicle until the shaking stops.

Additional information on earthquake safety, family emergency plans and emergency kits is available at www.ready.gov.

Alcohol and Drug Abuse Prevention Committee

The San José State University Alcohol and Drug Abuse Prevention Committee is a multi-departmental and community collaboration that strives to prevent alcohol and drug abuse among SJSU students in order to support their academic and career success. The committee includes representatives from UPD, Student Health Center, Counseling Services, UHS, Spartan Shops, Student Conduct & Ethical Development, Fraternal and Sorority Life, as well as students. The committee provides direction to campus services, assists with policy writing and strives to provide coordinated services to prevent alcohol abuse among students.

Each representative is part of a campus department that provides alcohol prevention services to the campus community. In addition, the committee itself operates several programs, initiatives and activities. The UPD is instrumental in facilitating several of these events, which include education for new students about campus alcohol policies, revision of campus alcohol policies, support for members to attend alcohol related conferences and collaboration among departments.

Crime Statistics 2007, 2008, 2009

The San José State University Police Department “Annual Safety Report” is the Department’s “student right to know” report. In addition to being posted here on the police web site, a hard copy is printed and distributed annually to all SJSU departments for public display. Additional copies are available at the UPD or by calling the Police Records Unit at 408-924-2172.

Criminal offenses reported to the University Police

Criminal offenses on campus INCLUDING SJSU RESIDENTIAL FACILITIES	2007	2008	2009
Murder/non-negligent manslaughter	0	0	0
Negligent manslaughter	0	0	0
Sex offenses– Forcible	4	9	3
Sex offenses– Non-forcible	0	0	0
Robbery	5	15	3
Aggravated assault	2	3	12
Burglary	34	30	31
Motor vehicle theft	2	10	11
Arson	3	1	6

Criminal offenses reported to the University Police (cont'd)

Criminal offenses at SJSU residential facilities

RESIDENTIAL FACILITIES ARE A SUBSET OF CAMPUS	2007	2008	2009
Murder/non-negligent manslaughter	0	0	0
Negligent manslaughter	0	0	0
Sex offenses– Forcible	2	3	3
Sex offenses– Non-forcible	0	0	0
Robbery	0	1	0
Aggravated assault	1	1	3
Burglary	22	9	10
Motor vehicle theft	1	0	0
Arson	1	1	4

Criminal offenses on non-campus property

	2007	2008	2009
Murder/non-negligent manslaughter	0	0	0
Negligent manslaughter	0	0	0
Sex offenses– Forcible	0	0	0
Sex offenses– Non-forcible	0	0	0
Robbery	0	0	0
Aggravated assault	0	0	0
Burglary	0	0	0
Motor vehicle theft	0	0	0
Arson	0	0	0

Criminal offenses reported to the University Police (cont'd)

Criminal offenses on public property	2007	2008	2009
Murder/non-negligent manslaughter	0	0	0
Negligent manslaughter	0	0	0
Sex offenses– Forcible	0	0	0
Sex offenses– Non-forcible	0	0	0
Robbery	2	3	0
Aggravated assault	0	1	0
Burglary	0	0	0
Motor vehicle theft	2	0	2
Arson	0	0	0

These statistics and statistics of criminal activity for the other California State Universities can be found on the Department of Education web site: <http://ope.ed.gov/security/>.

Specific arrests

Specific arrests on campus INCLUDING SJSU RESIDENTIAL FACILITIES	2007	2008	2009
Weapons violations	10	7	4
Drug violations	51	74	80
Liquor law violations	42	26	60

Specific arrests at SJSU residential facilities RESIDENTIAL FACILITIES ARE A SUBSET OF ON CAMPUS	2007	2008	2009
Weapons violations	4	2	1
Drug violations	25	34	32
Liquor law violations	19	6	15

Specific arrests (cont'd)

Specific arrests on public property	2007	2008	2009
Weapons violations	11	6	3
Drug violations	128	70	43
Liquor law violations	21	16	19

Specific arrests on non campus property	2007	2008	2009
Weapons violations	0	0	0
Drug violations	0	0	0
Liquor law violations	0	0	0

Judicial referral

The following statistics include crimes reported to the UPD that were referred to the Office of Student Conduct and Ethical Development, in addition to any other routing.

Judicial referrals on campus INCLUDING SJSU RESIDENTIAL FACILITIES	2007	2008	2009
Weapons violations	0	10	0
Drug violations	64	16	11
Liquor law violations	81	18	11

Judicial referrals on campus INCLUDING SJSU RESIDENTIAL FACILITIES	2007	2008	2009
Weapons violations	0	3	0
Drug violations	62	7	6
Liquor law violations	72	3	3

Specific arrests (cont'd)

Judicial referrals on public property	2007	2008	2009
Weapons violations	0	4	0
Drug violations	6	7	0
Liquor law violations	0	8	1

Judicial referrals on non campus property	2007	2008	2009
Weapons violations	0	0	0
Drug violations	0	0	0
Liquor law violations	0	0	0

Hate crimes

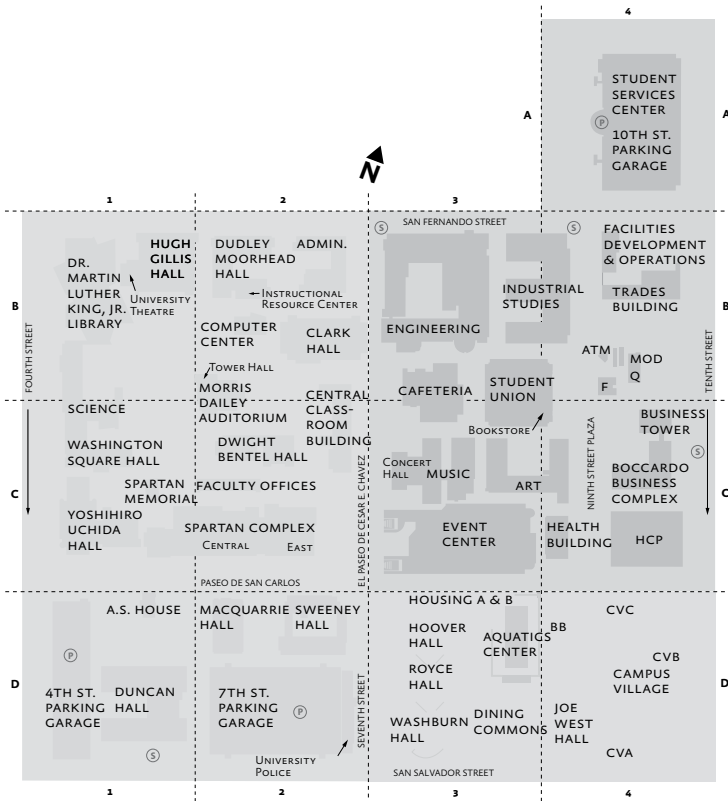
Crimes reported to the University Police that were characterized as hate crimes as defined by the California Penal Code.

Hate crimes	
2007	No hate crimes reported
2008	No hate crimes reported
2009	No hate crimes reported

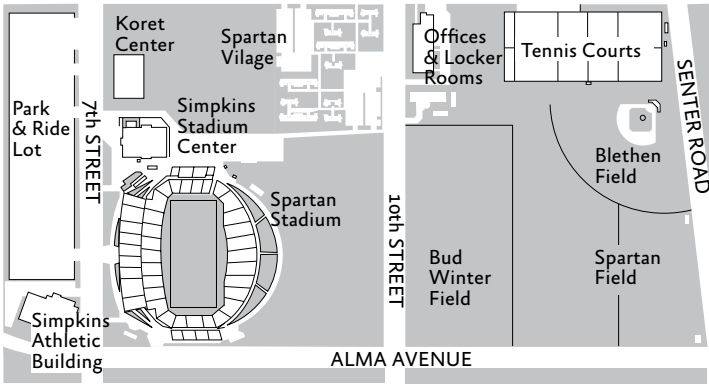
Moss Landing Marine Laboratories

Criminal offenses: Reported by MCSO for Moss Landing	
2007	No offenses reported
2008	No offenses reported
2009	One burglary on campus reported

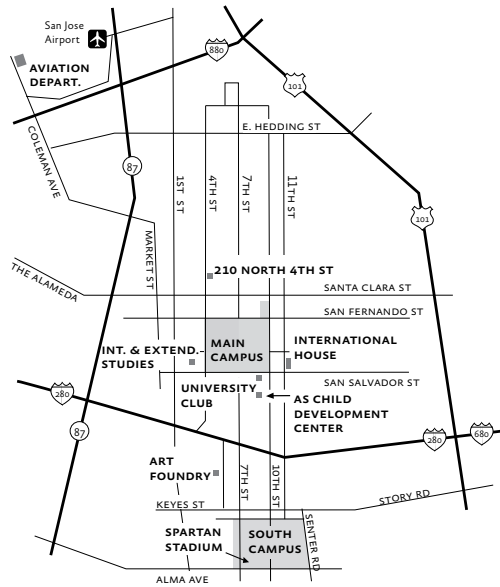
Main campus



South campus



Off-campus facilities



Victim and Witness Assistance

Domestic Violence (24 Hour Lines)

Support Network for Battered Women	1-800-572-2782
Next Door, Solutions to Domestic Violence	408-279-2962
Community Solutions (South County)	408-683-4118
Asian Women's Home	408-975-2739

Sexual Assault (24 Hour Lines)

YWCA Rape Crisis Center (North County)	650-493-7273
YWCA Rape Crisis (Central)	408-287-3000
YWCA South County Rape Crisis	408-779-2115

Victim/Witness Assistance

Victim Witness Center	408-295-2656
Advocate in the Office of the DA	408-792-2546

County of Santa Clara, Office of the District Attorney

Main Office (San José)	408-299-7400
North County (Palo Alto)	650-324-6400
South County Office (San Martin)	408-686-3600
Office of Pretrial Services	408-792-2460
Adult Probation	408-435-2100
Jail-Booking	408-299-2306
Superior Court Family Division	408-534-5600
Victim Notification System (VINE)	1-800-464-3568

State of California

The California Victims of Crime Program was created to help victims and their families with the many costs of crime. It is funded entirely with fines and penalties from offenders, not by California's tax dollars. The Victims of Crime Program may help ease the financial burdens many victims face.

California Victims of Crime Program	1-800-777-9229
-------------------------------------	----------------



UNIVERSITY POLICE

One Washington Square
San José, California 95192 0012
408 924 2222

Confidential Tip Line
408 924-2236

www.sjsupd.com