


How To Open A Zip File On iPad Or iPhone

First go to the App Store and download an app called Documents by Readdle



Next, open the email app and look for the email with book that has been sent.



Next tap on e-book which will show as a zip file.



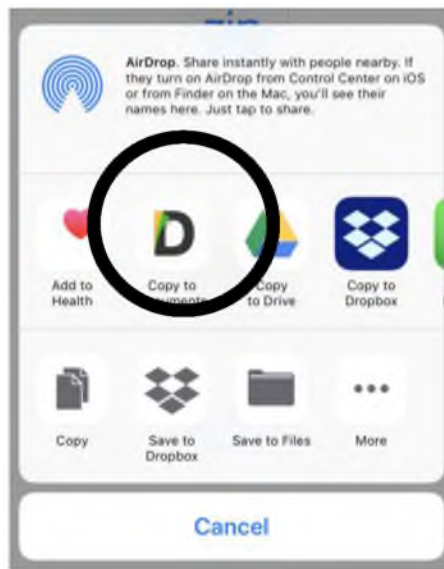
To Do .zip




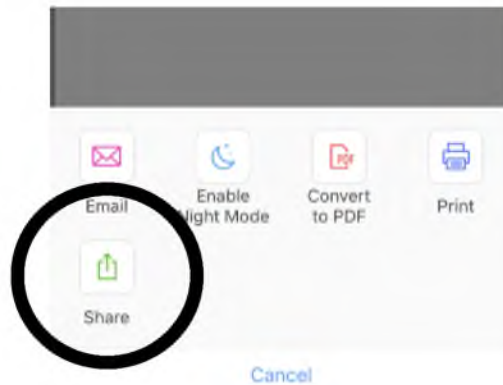
Click share button in upper right corner.



Select Copy to Documents.
Then select the three dots in upper right corner.



Chose the share button and then select Copy to Drive.



Once open in Google Drive App, click save.
(Note if you don't have the Google Drive App, you may want to download from the App Store before opening zip file from Documents App)

