

1. Go to [MySJSU](http://my.sjsu.edu/) (<http://my.sjsu.edu/>) and click the **Login to MySJSU** button.



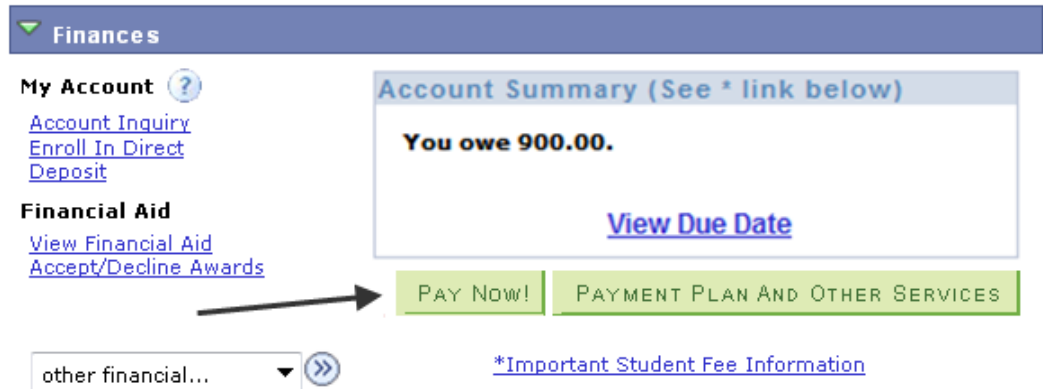
2. Enter your **User ID** and **Password** and click the **Sign In** button.

User ID:
Password:

3. **On your web browser, disable your pop-up blocker or add MySJSU as an allowed site** in order to continue to pay online.

For step-by-step instructions, go to: [Pop-up Blocker Information](http://my.sjsu.edu/help/my_computer/popup_blocker/) (http://my.sjsu.edu/help/my_computer/popup_blocker/)

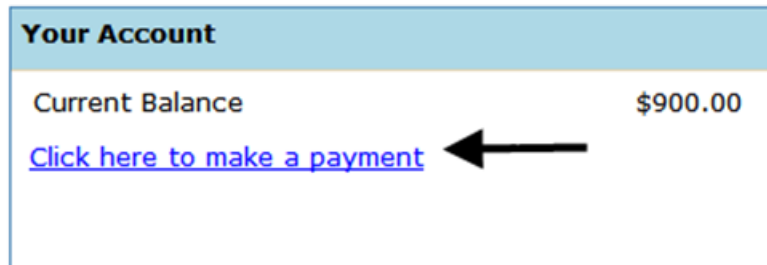
4. From the **Student Center** page (your homepage), scroll down to **Finances**.



The screenshot shows the 'Finances' section of the MySJSU website. It includes a 'My Account' section with links for 'Account Inquiry', 'Enroll In Direct', and 'Deposit'. Below that is a 'Financial Aid' section with links for 'View Financial Aid' and 'Accept/Decline Awards'. A prominent box displays 'Account Summary (See * link below)' with the message 'You owe 900.00.' and a 'View Due Date' link. At the bottom of this box are two buttons: 'PAY NOW!' and 'PAYMENT PLAN AND OTHER SERVICES'. An arrow points from the 'PAY NOW!' button to the next screenshot. Below the buttons is a search bar with 'other financial...' and a link for '*Important Student Fee Information'.

5. Click the **Pay Now** button.

6. Click **Click here to make a payment**.



The screenshot shows the 'Your Account' summary. It lists 'Current Balance' as '\$900.00'. Below this, there is a blue link that says 'Click here to make a payment'. An arrow points from this link to the next screenshot.

7. Click **desired option**:
 - a. Initial Housing Payment
 - b. Prepayment on Account
 - c. International Wire Transfer/ International Credit Card Payment


Note: Selecting option c above will take you to Flywire's (formerly peerTransfer's) website for further instructions.

8. After selecting options a or b above in step 7, enter **payment amount** and click the **Continue** button.

9. Click **Checkout** button.

10. Select a method of payment and click the **Continue Checkout** button.

your account **make payment** Checkout help sign out


SAN JOSÉ STATE UNIVERSITY

Student Account Online

The CSU makes every effort to keep student costs to a minimum. Tuition and fees listed in published schedules or student accounts may need to be increased when public funding is inadequate. Therefore, the CSU must reserve the right, even after initial tuition and fee payments are made, to increase or modify any listed tuition or fees, without notice, until the date when instruction for a particular semester or quarter has begun. All CSU listed tuition and fees should be regarded as estimates that are subject to change upon approval by The Board of Trustees.

On-campus housing students only: you can make your Initial Housing Payment by clicking the link below. This is a one-time payment that is due with each new housing license contract.

Description	Price	View
Initial Housing Payment	\$600.00	View Details
Prepayment on Account		View Details
International Wire Transfer/International Credit Card Payment		

Student Balance

Total Amount: ←

(Payment Plan Students can change the Total Amount to the installment amount currently due.)

[Continue](#) ←

Student Balance	Edit	Delete	\$900.00
			Total Amount
			\$900.00

Make Another Payment

→

Checkout

Select Method of Payment

Enter new credit card information.

Enter new electronic check information.

[Continue Checkout](#)

11. After finalizing your payment with an eCheck or credit card, the Payment Confirmation page displays and a confirmation email will be sent to the email address that was provided by the student/payor.

For additional assistance, visit [MySJSU Financial Information](http://www.sjsu.edu/bursar/payment_refunds/methods/index.html) (http://www.sjsu.edu/bursar/payment_refunds/methods/index.html).