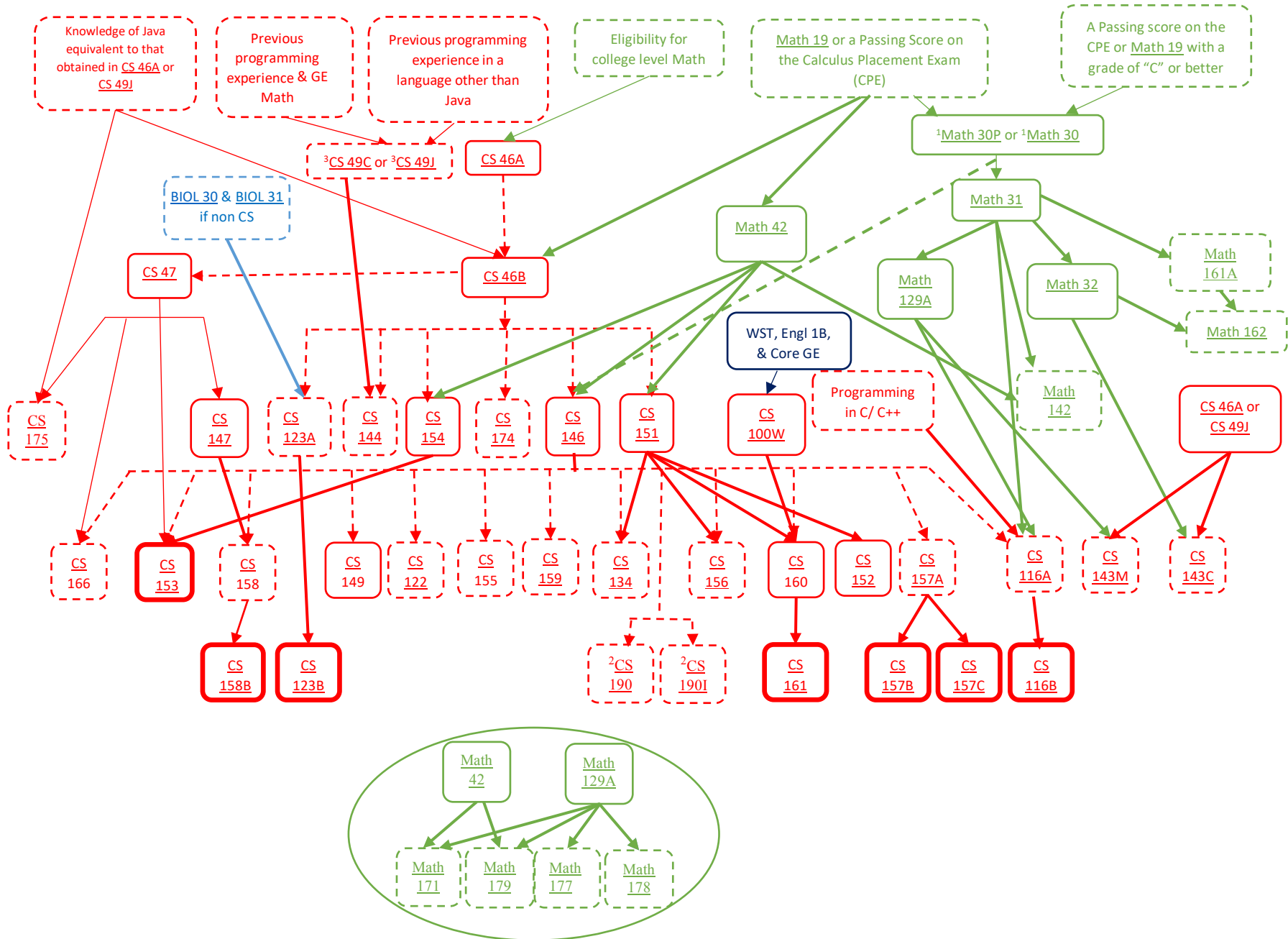






Prerequisite Diagram- SJSU BSCS program



Some courses have alternate prerequisites for students coming from other majors. For prerequisites for a particular CS course, check the [catalog](#).

 Heavy solid lines represent deep courses. One deep course is required for the BSCS.

  Dotted lines represent elective courses.

  Most courses in regular solid lines are required for the BSCS.

1. Satisfaction of the ELM requirement is also a prerequisite for both MATH 30 and MATH 30P.
2. Selection by a company and instructor consent are also prerequisites for both CS 190I and CS 190.
3. Requires [department approval](#) to count as a BSCS elective.
4. CS 180, CS 180H and Math 203 may be used as CS electives. Advance approval is required. See the [catalog](#) for descriptions of these courses, the CS web site for the petition form for CS 180 and CS 180H, and the BSCS FAQ for approval information about the other courses.
5. Science courses are not represented in the chart. Check the CS web site for the BSCS science requirements.