

Course Syllabus



San Jose State University

College of Science

Department of Computer Science

CS157C, NoSQL Database Systems, Sections 80, Spring 2026

Course and Contact Information

- Instructor: Suneuy Kim
- Instruction Mode 02 (Online-Synchronous)
- Office Location: MacQuarrie Hall 217 (MH217)
- Telephone: 408-924-5122
- E-mail: suneuy.kim@sjsu.edu (Preferred mode of contact is via email.)
 - When you send me an e-mail to ask a question, use [Q] in a subject line to get a reply from me within a reasonable response time. Here is an example subject line to ask a question.

[Q] lecture note

- Office Hours: T,R 10:20 AM - 11:20 AM at Zoom: (Meeting ID: 838 0090 4104)
- Class Days/Time/Classroom
 - Section 80 (Lecture): MW 10:30 am - 11:45 am at Zoom: Meeting ID: 813 2729 2662
- Course Prerequisites: CS157A (or a grade of C- or better)
 - **This course involves a substantial amount of troubleshooting for system setup and deployment. Troubleshooting is entirely the student's responsibility. If this is something you don't expect from the course, you may reconsider taking it.**

Course Description

NoSQL Data Models: Key-Value, Wide-Column, Document, and Graph Stores. CAP Theorem. Distribution Models. Current NoSQL Databases: Configuration and Deployment, CRUD operations, Indexing, Replication, and Sharding. Public Data Sets. API Coding and Application Development. NoSQL in the Cloud. Team Project.

Course Learning Outcomes

Upon successful completion of this course, students should be able to:

- Know the main NoSQL data models: Key-value, column-family, document, and graph stores
- Perform comparative analysis on NoSQL data models and relational data model
- Understand data distribution methods: replication and sharding
- Understand master-slave and peer-to-peer replications
- Understand Brewer's CAP Theorem and its implications for NoSQL database systems
- Understand the essentials of NoSQL data management through the CRUD operations and the querying mechanisms
- Understand NoSQL database system components and their communication protocols for the read and write process
- Select an appropriate NoSQL database for the use case at hand and design applications to efficiently work with the chosen database


Course Topics

Topics	Weeks
Fundamentals of NoSQL (NoSQL Features, Data Models, and Distribution Models)	1.5
Introduction to MongoDB	1
MongoDB CRUD operations and Advanced Queries	2
MongoDB Replication	0.5
MongoDB Sharding	1
MongoDB Indexes	1
Introduction to Cassandra	0.5
Cassandra Query Language (CQL)	1
Cassandra Data Modeling	0.5
Cassandra Architecture	2
Total	14

Note: Selection of specific NoSQL databases may vary, but should be chosen to compare and contrast data models (e.g., document vs. column-family store) and distribution models (e.g., master-slave vs. peer to peer distribution). For any chosen NoSQL databases, their configuration and deployment, CRUD operations, strategies of indexing, replication, and sharding are expected to be taught.

Required Texts/Readings

- Textbook: None required
- References (available online at SJSU library)
 - NoSQL Distilled: A Brief Guide to the Emerging World of Polyglot Persistence by Parmod J. Sadalage and Martin Fowler

- MongoDB: The Definitive Guide: Powerful and Scalable Data Storage, 3rd Edition by Kristina Chodorow, December 2020
- The Definitive Guide to MongoDB: A Complete Guide to Dealing with Big Data using MongoDB, 3rd Edition by David Hows, Peter Membrey, Eelco Plugge and Tim Hawkins, December, 2015
- Cassandra: The Definitive Guide: Distributed Data at Web Scale, 3rd Edition by Jeff Carpenter and Eben Hewitt, 2020
- Mastering Apache Cassandra 3.x, 3rd Edition by Nishant Neeraj, Tejaswi Malepati and Aaron Ploetz, October 2018
- [Neo4j Graph Academy](https://graphacademy.neo4j.com/)  (<https://graphacademy.neo4j.com/>)
- Seven Databases in Seven Weeks: A Guide to Modern Databases and the NoSQL Movement, 2nd Edition by Luc Perkins, Eric Redmond, and Jim Wilson, April 2018

Course Requirements and Assignments

- Each class consists of a review of the previous class, the main lecture (recorded PowerPoint presentation), and a quiz through Zoom poll. The recording of the PowerPoint presentation will be paused at the end of each page for Q&A. Also, the recording will be frequently paused as needed to present relevant examples on the board. **The Zoom classes will not be recorded.** Students can freely ask questions without concerns about being recorded. However, the PowerPoint presentation recording will be available after each class. Notice that the PowerPoint presentation recordings alone cannot serve the purpose of fully learning the materials without supporting materials presented on the board, which will not be recorded.
- **I expect students to turn on the video throughout the class to keep a lively atmosphere of teaching and learning.**
- Assignments: 4-5 individual assignments are given, unless otherwise specified.
- Semester-Long Project using Neo4j
 - Individual Project - Neo4j Graph Academy
 - Team Project
 - A team of three people conducts the project.
 - The project involves configuring and deploying a Neo4j database, data population, and programming using the API.
- Submission/Late Policy
 - Any assignments/projects turned in past the deadline will get a penalty: For each late day, 20% of the maximum obtainable score of the work will be taken out of what you earned. (a late day is one 24-hour period beyond the due date). For example, suppose the maximum score of an assignment is 100, and you earned 80 points. If the submission is late by two days, the final score of the assignment would be $80 - 2 * 20 = 40$.
 - Any submission turned in more than 48 hours past the deadline will result in a grade of zero for that assignment.
 - On-line submission: You can submit your work multiple times. If then, the latest one will be considered as the final submission. If the final submission is late, the late policy will be applied.

- E-mail submissions will not be accepted for grading.
- Teamwork Policy
 - Once a team is formed, it will last throughout the semester. If you dissolve your team, a significant amount of penalty will be determined by the instructor and given to both parties.
 - For the team project, students are expected to submit their peer evaluation in addition to the final report. The responsibility and contribution of every team member must be precisely documented in a peer evaluation form.
- Software (Students are responsible for setting up and deploy required software products. The instructor may not involve with troubleshooting.)
 - MongoDB
 - Cassandra
 - Neo4j
 - Docker
 - GIT
 - Linux (Ubuntu)
 - Programming Language: Java and/or Python
- Success in this course is based on the expectation that students will spend, for each unit of credit, a minimum of 45 hours over the length of the course (normally three hours per unit per week) for instruction, preparation/studying, or course related activities, including but not limited to internships, labs, and clinical practice. Other course structures will have equivalent workload expectations as described in the syllabus.

Evaluation (Exams)


- There will be one midterm exam and one comprehensive final exam. The exams are scheduled as below. The dates of midterm exams are subject to change with fair notice, but the final exam date is firm and cannot be changed.
 - Midterm Exam (Take-Home Exam): TBA
 - Final Exam (Traditional Exam on Canvas): See the schedule below.
- Makeup Exam Policy

Absolutely no make-up exams will be offered under any circumstances. For those who couldn't take the exam or worked hard but had a bad day on the exam day, ending up with a low score, I offer the following opportunity to replace your midterm score with the final score. (Only) If your final exam (percentage) grade is higher than your midterm (percentage) grade, then I will replace the midterm grade with your final exam grade. For example, if you have a 60% on your midterm and you receive an 80% on the final exam, I will replace the 60% by 80% in the computation of your course grade.
- I do not give any separate reviews for the final exam. In each class, I review what we learned in the previous class. Make sure to get these reviews, and then the collection of these reviews will serve as the review for the final. Also, I often explicitly emphasize particular topics due to their importance during the lecture. Do not miss them! They will greatly help you prepare for the final. Remember, the lectures are not recorded.

Grading Information


- You will receive the final grade based on the weighted average score on your performance. The grading weights are as follows.
 - Assignments: 25%
 - Midterm: 25%
 - Final Exam: 32%
 - Project: 15%
 - Participation: 3% (polls in class)
- First I try scores of 90, 80, and 70 to cutoff letter grades of A-, B-, and C-, respectively. If overall class performance is too low to use these cut offs, I set a cut off of C- to a lower score than the class total average but a higher score than 60 (this number may change), and divide the students' group above the cut off of C- into A+, A, A-, B+, B, B-, C+, C, C-. The rest of the students will be given a grade of D+, D, D-, F or WU depending on their class performance.
- The same method will be applied to every student enrolled in the class including graduate students.

Technology Requirements

Students are required to have an electronic device (laptop, desktop or tablet) with a camera and built in microphone. SJSU has a free [equipment loan](https://www.sjsu.edu/learnanywhere/equipment/index.php) 

(<https://www.sjsu.edu/learnanywhere/equipment/index.php>)

(<https://www.sjsu.edu/learnanywhere/equipment/index.php>) program available for students.

Students are responsible for ensuring that they have access to reliable Wi-Fi during tests. If students are unable to have reliable Wi-Fi, they must inform the instructor, as soon as possible or at the latest one week before the test date. See [Learn Anywhere](https://www.sjsu.edu/learnanywhere/equipment/index.php) 

(<https://www.sjsu.edu/learnanywhere/equipment/index.php>) website

(<https://www.sjsu.edu/learnanywhere/equipment/index.php>) for current Wi-Fi options on campus.

Recording Zoom Classes

The Zoom classes will not be recorded. A recorded PowerPoint presentation will be used as part of each class and will be available to the students after the class. The recordings are for instructional or educational purposes, and should only be shared with students enrolled in the class through the course website. Discussions, Q&A, and demonstrations of examples on the board will not be recorded. Students are not allowed to record my Zoom classes.

Online Exams

Proctoring Software and Exams

The final exam is given on Canvas and will be proctored through Respondus Monitor and LockDown Browser. Please note it is the instructor's discretion to determine the method of proctoring. If cheating is

suspected the proctored videos may be used for further inspection and may become part of the student's disciplinary record. Note that the proctoring software does not determine whether academic misconduct occurred, but does determine whether something irregular occurred that may require further investigation. Students are encouraged to contact the instructor if unexpected interruptions (from a parent or roommate, for example) occur during an exam.

Testing Environment: Setup

- No earbuds, headphones, or headsets
- The environment is free of other people besides the student taking the test.
- No other browser or windows besides Canvas opened.
- A workplace that is clear of clutter (i.e., reference materials, notes, textbooks, cellphone, tablets, smart watches, monitors, keyboards, gaming consoles, etc.)
- Well-lit environment. Can see the students' eyes and their whole face. Avoid having backlight from a window or other light source opposite the camera.

Students must:

- Remain in the testing environment throughout the duration of the test.
- Keep full face in full view of the webcam

Technical difficulties

Internet connection issues: Canvas autosaves responses a few times per minute as long as there is an internet connection. If your internet connection is lost, Canvas will warn you but allow you to continue working on your exam. A brief loss of internet connection is unlikely to cause you to lose your work. However, a longer loss of connectivity or weak/unstable connection may jeopardize your exam.

Other technical difficulties: Immediately email the instructor a current copy of the state of your exam and explain the problem you are facing. Your instructor may not be able to respond immediately or provide technical support. However, the copy of your exam and email will provide a record of the situation.

Contact the SJSU technical support for Canvas:

Center for Faculty Excellence and Teaching Innovation: cfeti@sjsu.edu 408.924.2337

Classroom Protocol

- Policy on Academic Integrity
 - Any cheating on an exam will result in a grade of F in the class.
 - If duplicate programs are found, both the provider and the copier will receive 0 point on the assignment. A second offense results in a grade of F in the class.
 - Any incident of academic dishonesty will be reported to University for disciplinary action.
- Attendance: [University policy F15-12](http://www.sjsu.edu/senate/docs/F15-12.pdf) ↗ (<http://www.sjsu.edu/senate/docs/F15-12.pdf>) at <http://www.sjsu.edu/senate/docs/F15-12.pdf> states that "Students should attend all meetings of their classes, not only because they are responsible for material discussed therein, but because active

participation is frequently essential to insure maximum benefit for all members of the class.

Attendance per se shall not be used as a criterion for grading."

- Consent for Recording of Class and Public Sharing of Instructor Material

: [University Policy S12-7](http://www.sjsu.edu/senate/docs/S12-7.pdf) [↗](http://www.sjsu.edu/senate/docs/S12-7.pdf) (<http://www.sjsu.edu/senate/docs/S12-7.pdf>),

<http://www.sjsu.edu/senate/docs/S12-7.pdf>, requires students to obtain instructor's permission to record the course:

- "Common courtesy and professional behavior dictate that you notify someone when you are recording him/her. You must obtain the instructor's permission to make audio or video recordings in this class. Such permission allows the recordings to be used for your private, study purposes only. The recordings are the intellectual property of the instructor; you have not been given any rights to reproduce or distribute the material."
- "Course material cannot be shared publicly without his/her approval. You may not publicly share or upload instructor generated material for this course such as exam questions, lecture notes, or homework solutions without instructor consent."

University Policies

- Per University Policy S16-9, university-wide policy information relevant to all courses, such as academic integrity, accommodations, etc. will be available on [Office of Graduate and Undergraduate Programs' Syllabus Information](http://www.sjsu.edu/gup/syllabusinfo/) [↗](http://www.sjsu.edu/gup/syllabusinfo/) (<http://www.sjsu.edu/gup/syllabusinfo/>) web page at <http://www.sjsu.edu/gup/syllabusinfo/>
- Reference to deadlines pertaining to the current semester, please refer to <https://www.sjsu.edu/registrar/calendar/> [↗](https://www.sjsu.edu/registrar/calendar/spring-2025.php) (<https://www.sjsu.edu/registrar/calendar/spring-2025.php>)

CS157C: NoSQL Database Systems, Fall 2025: Semester Schedule

Subject to change with fair notice.

Week	Topics
1	Course Orientation
1	Fundamentals of NoSQL
2	Fundamentals of NoSQL
2	Fundamentals of NoSQL
3	Fundamentals of NoSQL
3	Fundamentals of NoSQL
4	Introduction to MongoDB
4	Introduction to MongoDB
5	Introduction to MongoDB
5	MongoDB CRUD operations and Advanced Queries

6	MongoDB CRUD operations and Advanced Queries
6	MongoDB CRUD operations and Advanced Queries
7	MongoDB CRUD operations and Advanced Queries
7	MongoDB Replication
8	MongoDB Replication
8	MongoDB Replication
9	MongoDB Sharding
9	MongoDB Sharding
10	MongoDB Sharding
10	MongoDB Indexes
11	MongoDB Indexes
11	MongoDB Indexes
12	Introduction to Cassandra
12	CQL
13	CQL
13	CQL
14	Cassandra Data Modeling
14	Cassandra Data Modeling
15	Cassandra Architecture
15	Cassandra Architecture
Final	Section 80: Wed, May 13 10:45 AM-12:45 PM