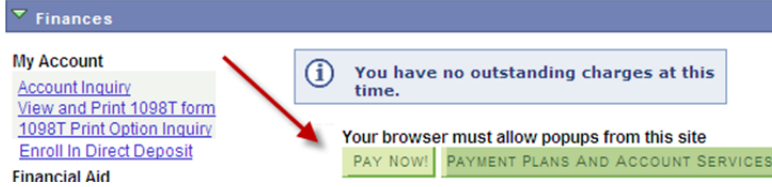


Making Your Initial Payment Online

1. Navigate to <http://my.sjsu.edu> then click on "Login to MySJSU"
Enter SJSU ID number and password, and then click on **Sign In** button.

2. Click on "pay now" from your Student Center. A new window will open.



3. Click on "Click here to make a payment"

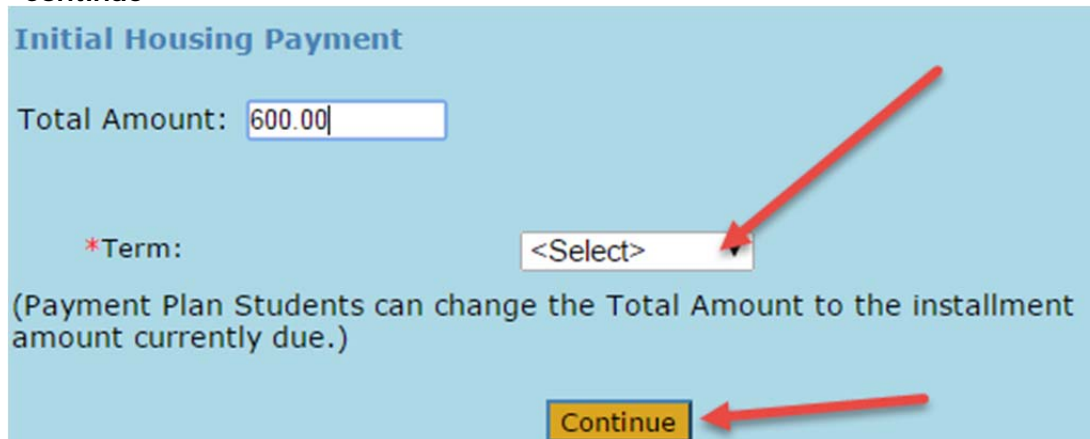


4. Click on "Initial Housing Payment"

On-campus housing students only: you can make your initial housing payment by clic




5. Select the term you are applying for (ex Fall 20xx or Spring 20xx) and then click on "Continue"



6. Click on "Checkout"

Click the "Make Another Payment" button if you wish to pay for a different item.



7. Select method of payment and then click on "Continue to Checkout"



Once payment has been completed, a payment confirmation page will display.