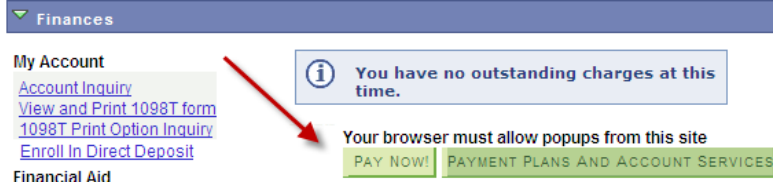


Making Your Initial Payment Online

1. Navigate to <http://my.sjsu.edu> then click on "Login to MySJSU"
Enter SJSU ID number and password, and then click on **Sign In** button.
2. Click on "pay now" from your Student Center. A new window will open.



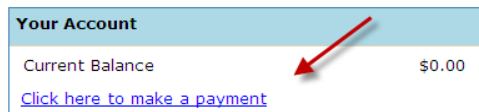
Finances

My Account
[Account Inquiry](#)
[View and Print 1098T form](#)
[1098T Print Option Inquiry](#)
[Enroll In Direct Deposit](#)

Financial Aid

Pay Now! | **Payment Plans and Account Services**

3. Click on "Click here to make a payment"




Your Account

Current Balance \$0.00

[Click here to make a payment](#)

4. Click on "Initial Housing Payment"

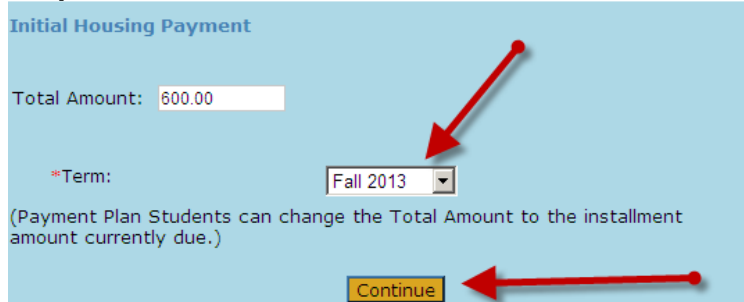
On-campus housing students only: you can make your initial housing payment by clic



[Initial Housing Payment](#) \$600.00

[Prepay account](#)

5. Update the term to Fall 2013 and then click on "Continue"



Initial Housing Payment

Total Amount: 600.00

*Term: Fall 2013

(Payment Plan Students can change the Total Amount to the installment amount currently due.)

Continue

6. Click on "Checkout"

Click the "Make Another Payment" button if you wish to pay for a different item.



Initial Housing Payment Term: Fall 2013	Edit	Delete	\$600.00
Total Amount			\$600.00

Make Another Payment → **Checkout**

7. Select method of payment and then click on "Continue to Checkout"



Select Method of Payment

Enter new credit card information.

Enter new electronic check information.

Continue Checkout

Once payment has been completed, a payment confirmation page will display.