

Student Payment Online

Rev 06/2019

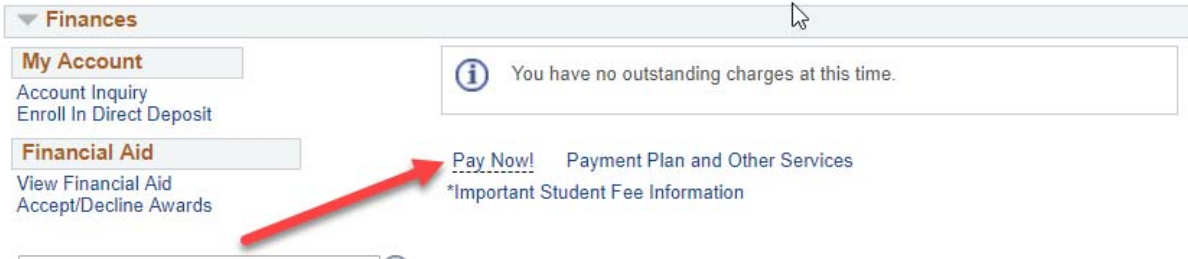
1. Navigate to <https://one.sjsu.edu/> then click on "Sign In"

Enter SJSU ID number and password, and complete the DUO authentication.

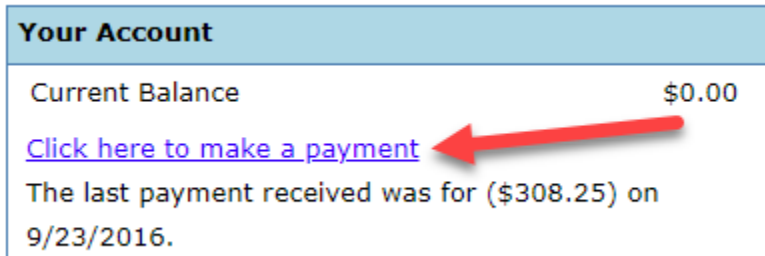
2. Click on "MySJSU (PeopleSoft-CS)". A new window will open.



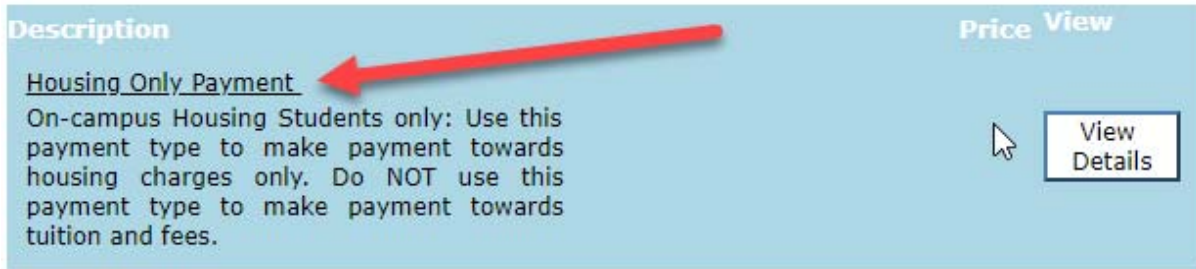
3. From the Student Center page, scroll down to Finances and click "Pay Now"



4. Click on "Click here to make a payment".



5. Click on "Housing only Payment" – This will post the payment to housing charges ONLY. (if paying for tuition fees, click on "Student Balance")



Student Payment Online

Rev 06/2019

6. Enter the amount to be paid, select the term you are paying and then click on "Continue"

Housing Only Payment
On-campus Housing Students only: Use this payment type to make payment towards housing charges only. Do NOT use this payment type to make payment towards tuition and fees.

Total Amount:

*Term:
(Payment Plan Students can change the term of their payment plan. The amount to the installment amount currently due.)

9. Click on "Checkout"

Click the "Make Another Payment" button if you wish to pay for a different item.

Item Code	Edit	Delete	Amount
Housing Only Payment Term: Fall 2019	Edit Item	Delete Item	\$1,632.00
Total Amount			\$1,632.00

10. Select method of payment and then click on "Continue to Checkout"

Select Method of Payment

Enter new credit card information.
 Enter new electronic check information.

Once payment has been completed, a payment confirmation page will display.