
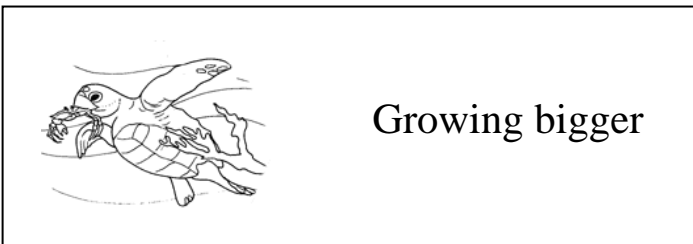
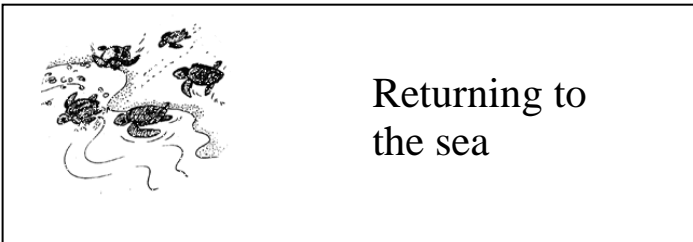



1. Cut out the boxes.
2. Put the life cycle of the turtle in order.
3. Glue on the page with your name.

Key



Life Cycle – Worksheet 2 – Life Cycle of a Desert Tortoise – Key



Name: \_\_\_\_\_

Date: \_\_\_\_\_

Please write one word from the box on each line. Please mark yes if the stage of the desert tortoise is the same as the sea turtle. If they are different please mark no.

	Yes	No
Stage 1: <u>Laying eggs</u>	<input checked="" type="checkbox"/>	<input type="checkbox"/>
Stage 2: <u>Hatching out of eggs</u>	<input checked="" type="checkbox"/>	<input type="checkbox"/>
Stage 3: <u>Climbing out of nest</u>	<input type="checkbox"/>	<input checked="" type="checkbox"/>
Stage 4: <u>Growing bigger</u>	<input checked="" type="checkbox"/>	<input type="checkbox"/>
Stage 5: <u>Laying eggs</u>	<input checked="" type="checkbox"/>	<input type="checkbox"/>

Word Bank

Climbing out of nest


Laying eggs

Laying eggs

Hatching out of eggs

Growing bigger

Life Cycle – Worksheet 3 - Key



Name: \_\_\_\_\_

Date: \_\_\_\_\_

Please sketch the life cycle of the sea turtle.

