


Life Cycle– Worksheet 1


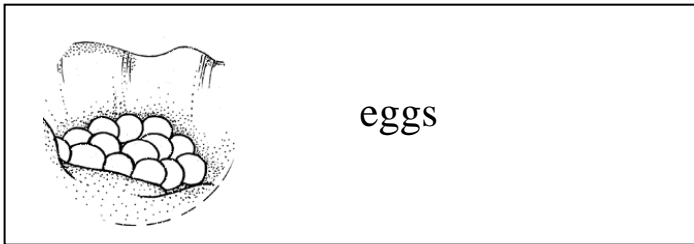

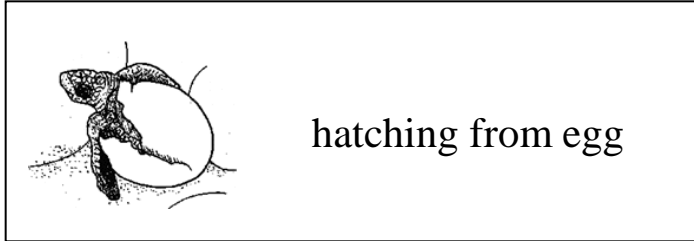


Name: _____

Date: _____

Glue the pictures of the life cycle of a turtle in order.

1. Cut out the boxes.
2. Put the life cycle of the turtle in order.
3. Glue on the page with your name.



4. Cut out the boxes.
5. Put the life cycle of the turtle in order.
6. Glue on the page with your name.

For Students
D and F

